



**WALMAG**

**NEO 600<sup>+</sup>**

**WALMAG**

















**WALMAG**  
SMART & SAFE































PRODUCT  
CATALOG



































# Content

## 03 HANDLING









 	Neo	04
 	Neo Hot	05
 	BM	06
 	BMP	07
 	GP 250	08
 	Neo EP	09
 	Neo HV	10
 	Hand magnets MC	11

## 12 CLAMPING

 	Mastermill 50	13
 	Mastermill 70	14
 	Neomill Compact	15
 	Neomill	16
 	Neomill Compact Pallet	17
 	Neopower Pallet	18
 	Neodymax	19
 	Grindmaster	20
 	Elmag Wave	21
 	Elmag Compact	22
 	BJP	23
 	Electrofine	24
 	Neomicro	25
 	Neomicro Pallet	26

 	Unigrip	27
 	Fixar Simple	28
 	Fixar Compound	29
 	Neostar	30
 	Alustar	31
 	Maxgrip	32
 	Neogrip	33
 	Circu EM	34
 	Circu EP	35
 	Neospark	36
 	Magbase 3D	37
 	Magnetic blocks WBM	38
 	Laminated blocks	39
 	LCC control unit	40
 	EPCU control unit	41
 	EMCU control unit	42
 	Accessories	43




## 44 DEMAGNETIZATION





 	Table demagnetizer DM	45
 	Hand demagnetizer HD	46
 	Tunnel demagnetizer TDM	47
 	Digital meters	48






## 49 MAGNETIC SYSTEMS

 	Magnetic systems	50
---	------------------	----

## Legend

	Lifting
	Demagnetization
	Mag. measuring device

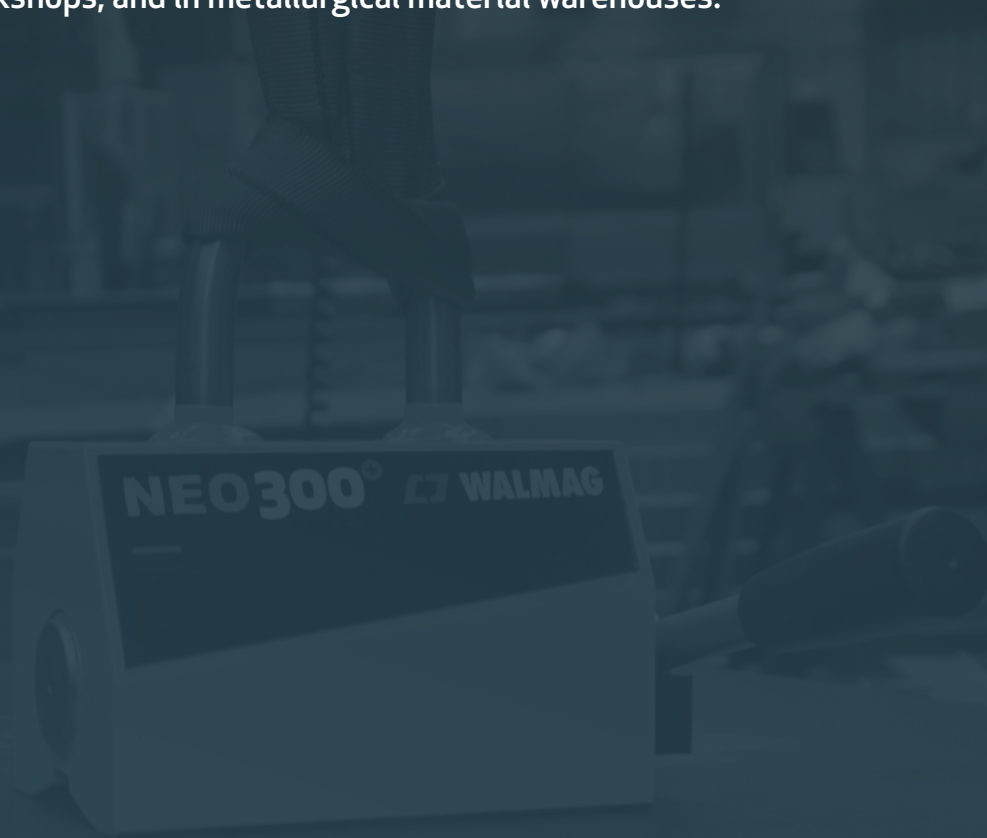
	Milling
	Grinding
	Circular grinding
	Turning
	EDM
	Accessories

	Permanent
	Electro
	Electro-permanent
	Electro/battery
	Non-magnetic

# HANDLING AND LIFTING

---

Make use of the force and easy control of the lifting magnets in your company. Magnetic tools will replace ropes, chains or clamps during handling and lifting. Your operations will be more efficient, you will save manpower and enhance safety when handling steel semi-finished products, workpieces and finished products in smelting works and steel works, workshops, and in metallurgical material warehouses.





# Neo



## When to choose a Neo permanent lifting magnet:

The Neo magnet is widely used for handling ferromagnetic materials in the metal industry – in workshops, on building sites, in warehouses for semi-finished steel products, and when handling steel workpieces, tools, sheets, metal profiled sections, tubes, and bars.

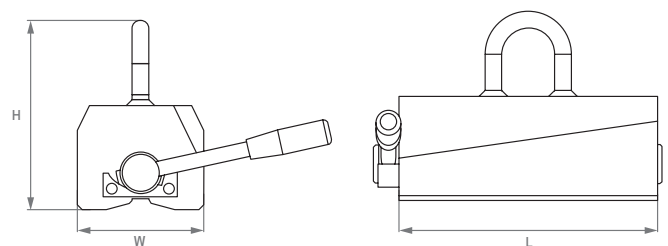
APPLICATION	TECHNOLOGY	NOMINAL LIFTING CAPACITY FOR FLAT MATERIAL	NOMINAL LIFTING CAPACITY FOR ROUND MATERIAL	TEMPERATURE
 Lifting	 Permanent	 up to 2000 kg	 up to 1000 kg	 max. 80 °C

## Other important parameters:

Safety factor: 3+ (according to EN 13155)

### Use:

- + handling of flat materials
- + handling of circular materials and profiles



Catalog number	W (mm)	L (mm)	H (mm)	Ø of the lug (mm)	Weight (kg)	Workload limit flat materials (kg)	Workload limit round materials (kg)	Ø min/max (mm)
NEOL150	60	93	120	10	3	150	65	50/100
NEOL300	100	152	180	16	10	300	150	60/200
NEOL600	120	246	180	20	21	600	300	65/270
NEOL1000	146	306	236	20	40	1000	500	100/300
NEOL1500	165	374	273	20	69	1500	750	150/350
NEOL2000	165	478	273	20	90	2000	1000	150/350

# Neo Hot



## When to choose a Neo Hot permanent lifting magnet:

This is a special version of the Neo lifting magnet, designed to handle hot materials up to 180 °C.

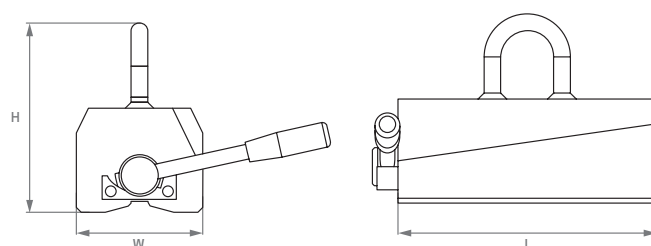
APPLICATION	TECHNOLOGY	NOMINAL LIFTING CAPACITY FOR FLAT MATERIAL	NOMINAL LIFTING CAPACITY FOR ROUND MATERIAL	TEMPERATURE
 Lifting	 Permanent	 up to 2000 kg	 up to 1000 kg	 max. 180 °C

## Other important parameters:

Safety factor: 3+ (according to EN 13155)

## Use:

- + handling of flat materials
- + handling of circular materials and profiles








Catalog number	W (mm)	L (mm)	H (mm)	Ø of the lug (mm)	Weight (kg)	Workload limit flat materials (kg)	Workload limit round materials (kg)	Ø min/max (mm)
NEOL125H	60	93	120	10	3	125	40	50/100
NEOL250H	100	152	180	16	10	250	125	60/200
NEOL500H	120	246	180	20	21	500	250	65/270
NEOL1000H	146	306	236	20	40	1000	500	100/300
NEOL1500H	165	374	273	20	69	1500	750	150/350
NEOL2000H	165	478	273	20	90	2000	1000	150/350



## When to choose the BM lifting magnet:

The BM battery lifting magnet complete with remote control is a suitable tool for handling in workstations where it is otherwise difficult to operate a lifting device manually. The remote control operates up to 10 metres away. It is also used for cutters and flame cutting machines when handling metal sheets and loads up to 5,000 kg.

APPLICATION	TECHNOLOGY	NOMINAL LIFTING CAPACITY	DUTY CYCLE	BATTERY LIFE
				
Lifting	Electro/battery	up to 5000 kg	50 %	8 hours at 50 % cycle

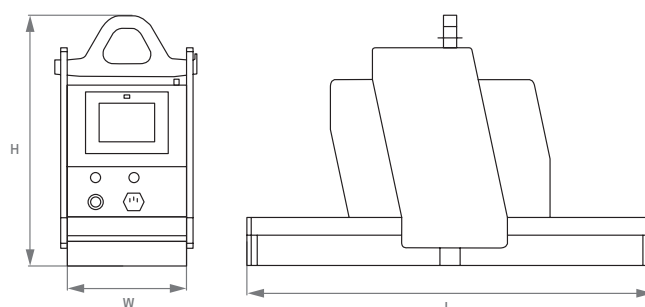
## Other important parameters:

Temperature: max. 50°C

Safety factor: 2:1

## Use:

- + lifting a load with a flat surface
- + as accessories for workshop cranes for handling material on grinding, milling, cutting, and burning machines
- + in metallurgical plants, warehouses, and dispatch departments



Catalog number	Workload limit flat materials (kg)	W x L of base (mm)	H (mm)	Weight (kg)	Built-in battery	Type of battery
BM1350	1350	242 x 272	508	60	12 V/35 Ah	FG12 - 35 D
BM2500	2500	242 x 402	512	72	12 V/75 Ah	FG12 - 75 D
BM3600	3600	242 x 1050	512	180	12 V/75 Ah	FG12 - 75 D
BM5000	5000	300 x 1202	527	203	12 V/75 Ah	FG12 - 75 D

# BMP

It can also be controlled via the IR remote control up to 10 m away



Display with LED battery status indicator

Pole attachments allow handling of circular material and profiles

## When to choose a BMP battery-powered lifting magnet:

The battery- powered BMP series magnets are easily manageable aids with a high degree of safety. They are designed to handle round and other profiles as well as flat shaped materials. The remote control will facilitate your work in locations with poor accessibility.

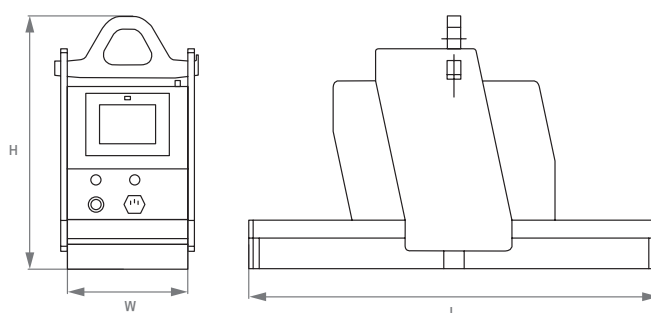
APPLICATION	TECHNOLOGY	NOMINAL LIFTING CAPACITY FOR FLAT MATERIAL	NOMINAL LIFTING CAPACITY FOR ROUND MATERIAL	WORKING CYCLE
				
Lifting	Electro/battery	up to 3600 kg	up to 2260 kg	50 %

## Other important parameters:

Temperature: max. 50°C  
Safety factor: 2:1

## Use:

- + handling loads with reduced surface quality
- + handling tubes, rods, I, H, T, and Z profiles and others
- + it can cope with flat materials, angles, and sheet piles



Catalog number	Workload limit flat materials (kg)	Workload limit round materials (kg)	Ø min/max (mm)	W x L of base (mm)	H (mm)	Weight (kg)	Built in battery
BMP1800	1800	1130	40/440	242 x 470	659	167	12 V/75 Ah
BMP3600	3600	2260	45/500	263 x 764	713	420	12 V/75 Ah

# GP 250

Lockable release lever for comfortable and safe operation

The large suspension lugs can be locked to prevent unwanted tipping from horizontal to vertical

Easy handling and tilting of loads from horizontal to vertical and vice versa

Lightweight, compact design



## When to choose a GP 250 permanent crane magnet:

The GP 250 is a permanent crane magnet for handling metal sheets and steel plates from 3 mm thick. Loads up to 250 kg can be manoeuvred horizontally with up to 80 kg vertically. Thanks to its unique pole configuration, it is possible to use this magnet to take individual metal plates from a stack, from 4 mm thick. The magnet is in compliance with a carrying capacity factor of 4:1.

### APPLICATION



Lifting

### TECHNOLOGY



Permanent

### HORIZONTAL WORKING LIMIT



up to 250 kg

### VERTICAL WORKING LIMIT



up to 80 kg

### SAFETY FACTOR



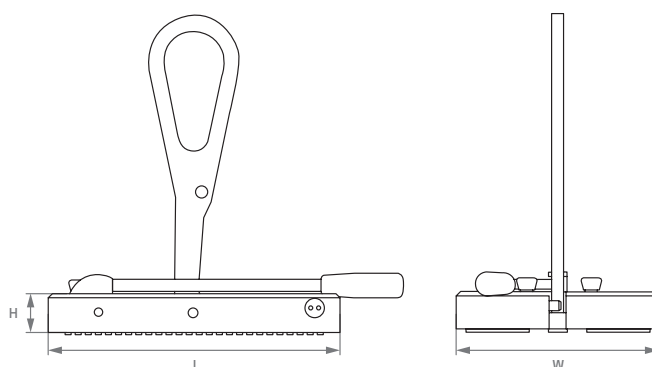
4:1

## Other important parameters:

Dimension: 288 x 200 x 40 mm  
Temperature: max. 80°C

## Use:


- + handling of loads from horizontal to vertical and vice versa
- + handling stacked sheets from a material thickness of 4 mm



Catalog number	W (mm)	L (mm)	H (mm)	Horizontal limit (kg)	Vertical limit (kg)	Weight (kg)
GP250	200	288	38	250	80	9,75



# Neo EP



## When to choose a Neo EP electropermanent lifting magnet:

Neo EP electropermanent lifting magnets are suitable for frequent and repeated workpiece handling and lifting – electrical control of the magnet requires no physical exertion, which is why it saves manpower and enhances work efficiency.

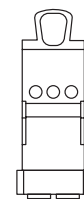
APPLICATION	TECHNOLOGY	LIFTING CAPACITY	ACTIVE MAGNETIC AREA	SAFETY FACTOR
				
Lifting	Electro-permanent	up to 4000 kg	from 116 x 116 mm	3:1

## Other important parameters:

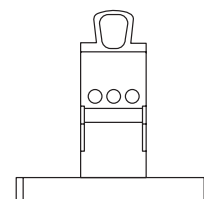
Temperature:	max. 80°C
Working cycle:	100%

## Use:

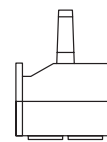
NEOSQ300:	handling smaller parts from mass production, blanks, forged pieces, or cast stock
NEOSQ600:	handling longer parts and profiles
NEOSQ1000:	handling thicker sheets, burnt pieces, tools, and cuts
NEOSQ4000:	handling large parts during plasma cutting



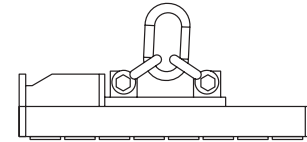
NEO EP 300



NEO EP 600



NEO EP 1000

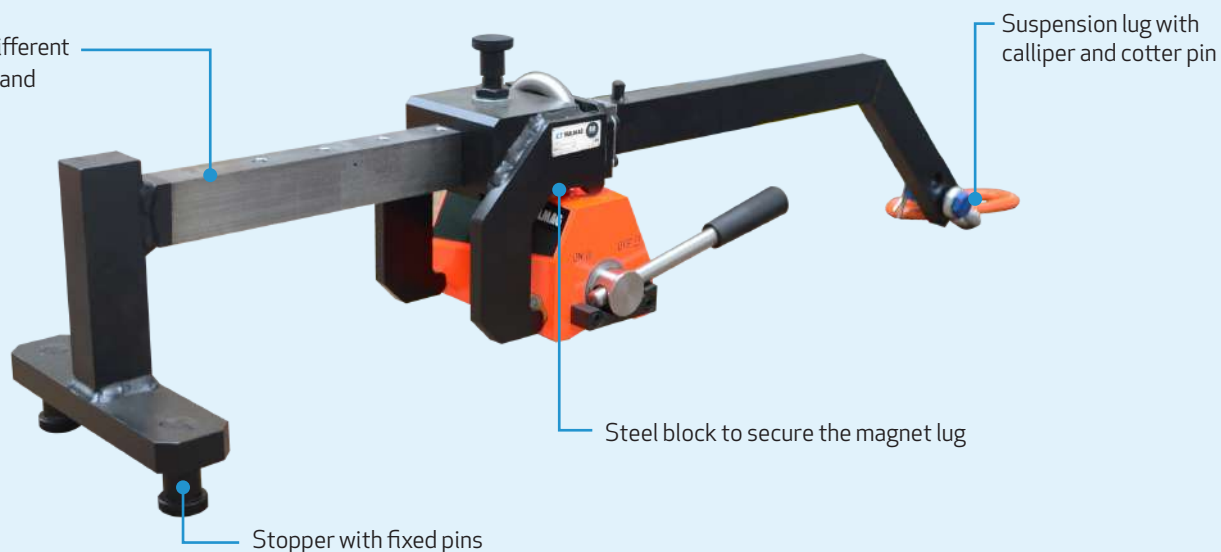


NEO EP 4000

Catalog number	W (mm)	L (mm)	H (mm)	Number of poles	Pole size (mm)	Magnetic surface (W x L) (mm)	Weight (kg)
NEOSQ300	164	164	420	4	50 x 50	116 x 116	23
NEOSQ600	95	420	450	6	50 x 50	52 x 372	31
NEOSQ1000	228	228	295	4	80 x 80	172 x 172	39
NEOSQ4000	228	783	295	16	80 x 80	172 x 724	132

# Neo HV

Adjustable for different load diameters and widths



## When to choose a Neo HV lifting arm:

The Neo HV is a lifting arm which, in combination with a lifting magnet, you can use to easily turn a workpiece from horizontal to vertical and vice versa. You will appreciate this when handling sheets, metal plates and round materials for lathes and horizontal machining centres.

### APPLICATION



Lifting

### TECHNOLOGY



Permanent

### LIFTING CAPACITY



up to 1 000 kg

### LOAD DIMENSION



up to 1 000 x 2 000 mm

### TEMPERATURE



up to 80 °C

## Other important parameters:

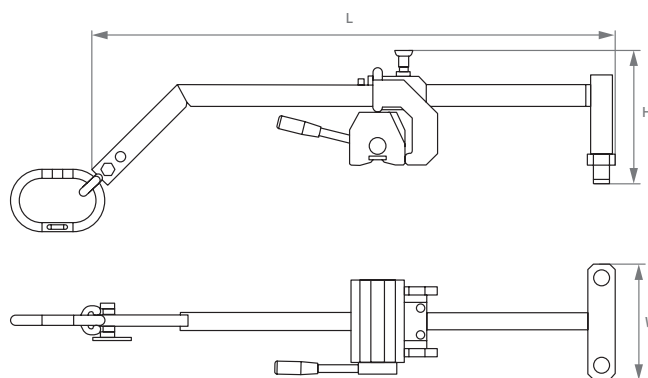
Safety factor: 3:1

## Additional information:

- + lifting magnet is not included
- + the Neo 250, 500, and 1000 belt magnets are designed for Neo HV models

## Use:

- + for manoeuvring workpieces to horizontal machining centres and lathes



Catalog number	W (mm)	L (mm)	H (mm)	Lifting capacity (kg)	Workpiece width (mm)	Weight (kg)
LARM250	210	958	244	250	300 - 800	16
LARM500	210	1158	244	500	300 - 1000	20
LARM1000	210	1211	297	1000	300 - 1000	33

# MC hand magnets



## When to choose an MC hand magnet for manual load handling:

Hand magnets are used solely for quick manual handling of sheets, burnt pieces, smaller steel blocks and other smooth steel items. MC hand magnets are also suitable for lifting individual sheets from a stack. The magnet is not intended for use on a crane.

### APPLICATION



Lifting

### TECHNOLOGY



Permanent

### LIFTING CAPACITY



up to 90 kg

### SHEAR FORCE



max. 50 kg

### WEIGHT



from 1.4 kg

## Important parameters:

Application: Manual handling

## Use:


- + easy manual lifting of loads which are heavy and difficult to grasp
- + manual handling of loads such as sheet metal, burnt pieces and other steel objects
- + suitable for operations such as scanning single sheets from a bundle

Catalog number	W (mm)	L (mm)	H (mm)	Max. capacity (kg)	Weight (kg)
MC-2	150	160	27	60	1,4
MC-2S	160	230	24	90	2,9

# MAGNETIC CHUCKS

---

Accelerate your work when machining ferromagnetic materials. Magnetic chucks are modern devices replacing vices, mechanical clamps and fixtures. Clamping and unclamping of the machined components is a matter of a moment, the workpiece is accessible from 5 sides, and the chuck does not damage the product. Thanks to this, you will reduce your production costs.




# Mastermill 50



**MONOBLOCK  
PROTECTED**

100% WATERTIGHT  
30% LONGER LIFE  
15% LESS WEIGHT

The possibility to connect multiple magnets in a set with 1 control unit



Possibility to machine a workpiece from 5 sides, drill through or to machine uneven workpieces

The slot for attaching the magnet to the table runs over the entire magnet perimeter

Threads for attaching stops on all sides of the clamp

## When to choose a Mastermill 50 electropermanent magnetic chuck:

If you are looking for a versatile magnetic chuck for milling and drilling of small and large workpieces, then a Mastermill 50 chuck is the right choice. Using pole extensions, the material can be machined from 5 sides, drilled through, and uneven material can be clamped as well. For optimum clamping force, the required workpiece thickness is at least 12 mm. The standard version with steel/stainless steel pole plate can also be used for dry machining or with minimal coolant.

### APPLICATION



Milling

### TECHNOLOGY



Electro-permanent

### CHUCK DIMENSION



from 300 x 490 mm

### HOLDING FORCE



170 N/cm<sup>2</sup>

### POLES



Square

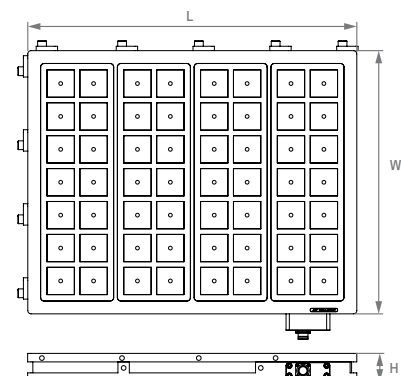
Catalog number	Number of poles	W (mm)	L (mm)	H (mm)	Weight (kg)
MM50300490	24	300	490	51	49
MM50300600	32	300	600	51	61
MM50300800	40	300	800	51	82
MM50300900	48	300	900	51	92
MM50420490	36	420	490	51	70
MM50420600	48	420	600	51	86
MM50420800	60	420	800	51	114
MM50420900	72	420	900	51	128
MM50480600	56	480	600	51	97
MM50480800	70	480	800	51	130
MM50480900	84	480	900	51	146
MM50480990	84	480	990	51	161
MM50580800	80	580	800	51	157
MM50580900	96	580	900	51	177
MM50580990	96	580	990	51	194

### Other important parameters:

Min. workpiece size: 50 x 110 x 12 mm  
 Regrinding limit: 5 mm  
 Pole size: 50 x 50 mm

### Use:

- + machining uneven parts up to 5 sides
- + clamping a wide range of workpiece sizes during milling
- + clamping for drilling large moulds, castings, blocks, structures, etc.
- + rough grinding of large parts
- + suitable control unit: LCC 10 XC or EP-CU 10 SW





# Mastermill 70



**MONOBLOCK  
PROTECTED**

100% WATERTIGHT  
30% LONGER LIFE  
15% LESS WEIGHT

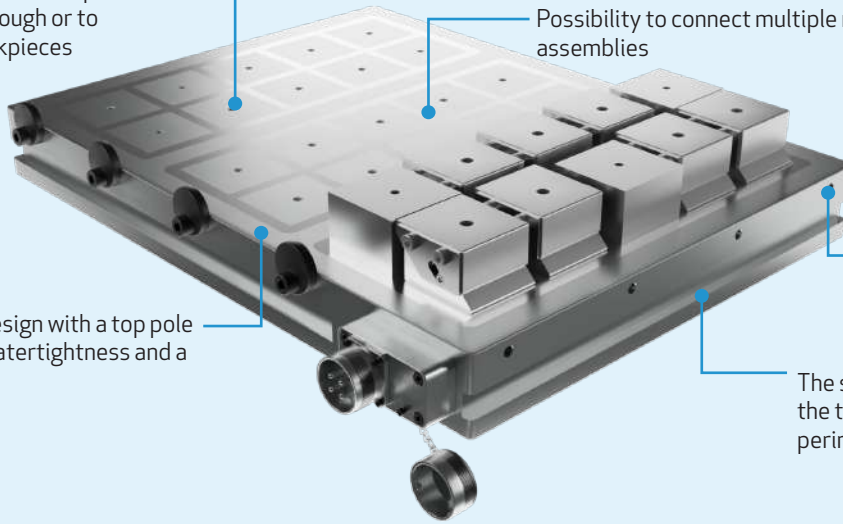
Possibility to machine a workpiece from 5 sides, drill through or to machine uneven workpieces

Possibility to connect multiple magnets in assemblies

"Sandwich" clamp design with a top pole plate for absolute watertightness and a long life

Threads for attaching stops on all sides of the clamp

The slot for attaching the magnet to the table runs over the entire magnet perimeter



## When to choose a Mastermill 70 electropermanent magnetic chuck:

If you're looking for a powerful magnetic chuck suitable for heavy-duty milling and drilling of medium to larger workpieces, choose the Mastermill 70. Compared to the standard Mastermill 50 series, it offers larger magnetic poles of 70 x 70 mm, and higher performance when using pole attachments for clamping uneven parts or machining from 5 sides in one clamping. For optimum clamping force, the required workpiece thickness is at least 17 mm. Thanks to the steel/stainless steel top pole plate, this series of chucks is also suitable for dry machining or with minimal coolant.

### APPLICATION



Milling

### TECHNOLOGY



Electro-permanent

### CHUCK DIMENSIONS



from 300 x 620 mm

### HOLDING FORCE



170 N/cm<sup>2</sup>

### POLES



Square

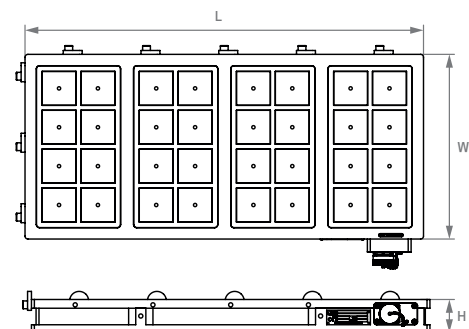
Catalog number	Number of poles	W (mm)	L (mm)	H (mm)	Weight (kg)
MM70300620	18	300	620	68	86
MM70300820	24	300	820	68	114
MM703001020	30	300	1020	68	142
MM70380420	16	380	420	68	74
MM70380540	20	380	540	68	95
MM70380620	24	380	620	68	109
MM70380820	32	380	820	68	144
MM703801020	40	380	1020	68	180
MM70460540	25	460	540	68	115
MM70460620	30	460	620	68	132
MM70460820	40	460	820	68	175
MM704601020	50	460	1020	68	218
MM70580620	36	580	620	68	167
MM70580820	48	580	820	68	221
MM705801020	60	580	1020	68	274

### Other important parameters:

Min. workpiece size: 150 x 150 x 17 mm  
 Regrinding limit: 6 mm  
 Pole size: 70 x 70 mm

### Use:

- + machining uneven and larger parts from up to 5 sides
- + clamping a wide range of workpiece sizes during milling
- + clamping for drilling large moulds, castings, blocks, structures, etc.
- + rough grinding
- + suitable control unit: LCC 10 XC or EP-CU 10 SW




# Neomill Compact



**MONOBLOCK  
PROTECTED**

100% WATERTIGHT  
30% LONGER LIFE  
15% LESS WEIGHT

Compact dimensions  
and high clamping force



High use value and long life span  
due to an unparalleled regrinding  
limit for the top plate up to 10 mm

Waterproof design

Clamping surface with uniform distribution  
of the magnetic force evenly to the edges

## When to choose a Neomill Compact magnetic chuck:

Milling, drilling, planing, or heavy grinding. The Neomill Compact magnetic chuck can be used anywhere where a particularly high clamping force and stability for clamping of relatively small and thinner workpieces are needed. This product is suitable for machining using coolant. If you are machining without coolant, it is advisable to use a Neomill magnetic clamp.

### APPLICATION



Milling

### TECHNOLOGY



Permanent

### CHUCK DIMENSIONS



from 150 x 250 mm

### HOLDING FORCE



160 N/cm<sup>2</sup>

### POLES



Transverse

## Other important parameters:

Min. workpiece size: 25 x 25 x 6 mm  
Regrinding limit: 10 mm  
Pole pitch: T15 11 + 4 mm - steel/epoxy resin

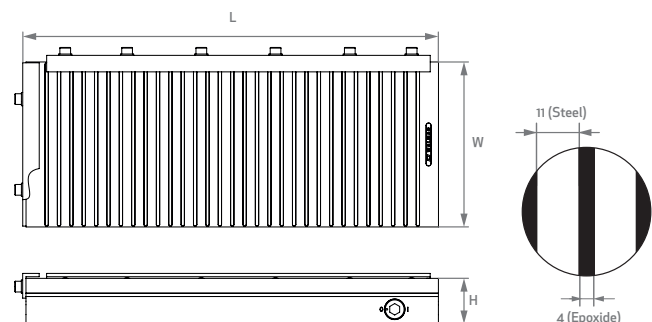
## Additional information:

+ optional accessories include additional pole plates that can be modified by milling or threaded for attaching clamping tools or stops

## Use:

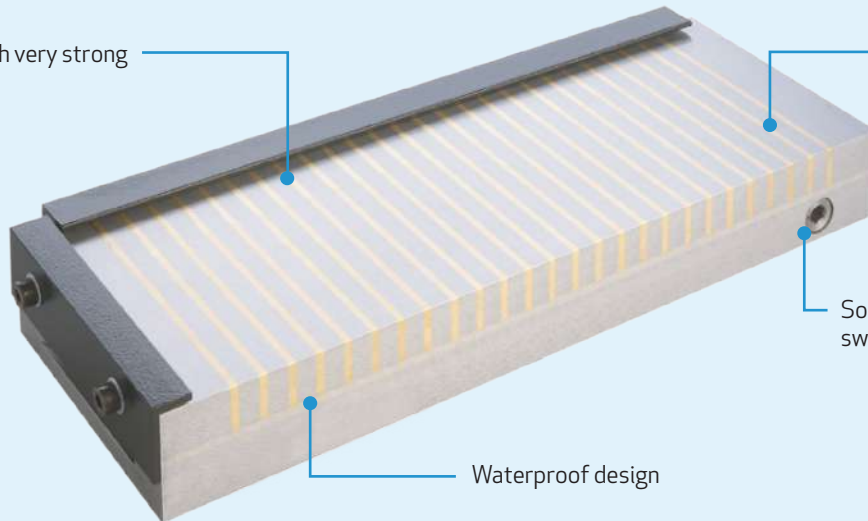
+ milling, drilling, planing, and power grinding

Catalog number	W (mm)	L (mm)	H (mm)	Weight (kg)
NEOMC150250	150	250	50	17
NEOMC150450	150	450	50	25
NEOMC200400	200	400	55	33
NEOMC200500	200	500	55	42
NEOMC200600	200	600	55	51
NEOMC250400	250	400	60	46
NEOMC300500	300	500	60	66
NEOMC300600	300	600	60	82



# Neomill

Magnetic system with very strong neodymium magnets



Fixed pole plate with cross-polarisation, pole spacing 11 mm steel + 4 mm brass

Solid chuck body, reliable switching mechanism

Waterproof design

## When to choose a Neomill permanent magnetic clamp:

Use this magnetic chuck for milling, drilling, planing, and heavy grinding. With a clamping force of up to 160 N/cm<sup>2</sup>, it can handle even the toughest operations. It is also suitable for machining without cooling.

### APPLICATION



Milling

### TECHNOLOGY



Permanent

### CHUCK DIMENSIONS



from 150 x 250 mm

### HOLDING FORCE



160 N/cm<sup>2</sup>

### POLES



Transverse

## Other important parameters:

Min. workpiece size:	25 x 25 x 6 mm
Regrinding limit:	6 mm
Pole pitch:	T15 11+4 mm - steel/brass

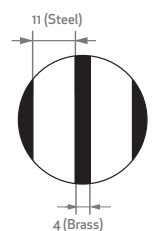
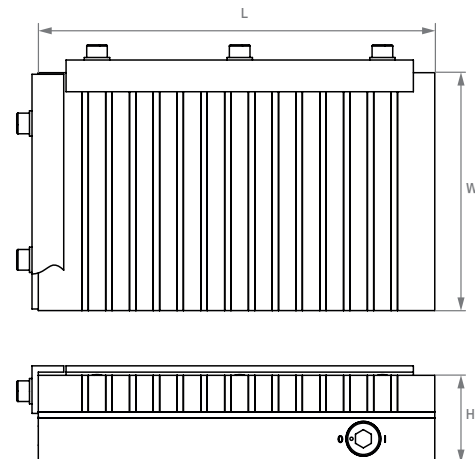
## Additional information:

- + optional accessories include additional pole plates that can be modified by milling or threaded for attaching clamping tools or stops


## Use:

- + milling, grinding, drilling, planing

Catalog number	W (mm)	L (mm)	H (mm)	Weight (kg)
NEOM150250	150	250	55	17
NEOM150450	150	450	55	31
NEOM200400	200	400	60	39
NEOM200500	200	500	60	48
NEOM200600	200	600	60	55
NEOM250400	250	400	65	50
NEOM300500	300	500	65	72
NEOM300600	300	600	65	87



# Neomill Compact pallet



**MONOBLOCK  
PROTECTED**

-  100% WATERTIGHT
-  30% LONGER LIFE
-  15% LESS WEIGHT

## When to choose a Neomill Compact pallet chuck:

The Neomill Compact pallet magnetic clamp has been designed for precise workpiece clamping in automated operations. It is suitable for machining, grinding, milling, EDM, and measuring operations, from smaller to medium and larger parts. You will use it everywhere a high clamping force and stability is required.

### APPLICATION



Milling

### TECHNOLOGY



Permanent

### CHUCK DIMENSIONS



from 240 x 240 mm

### HOLDING FORCE



160 N/cm<sup>2</sup>

### POLES



Transverse

## Other important parameters:

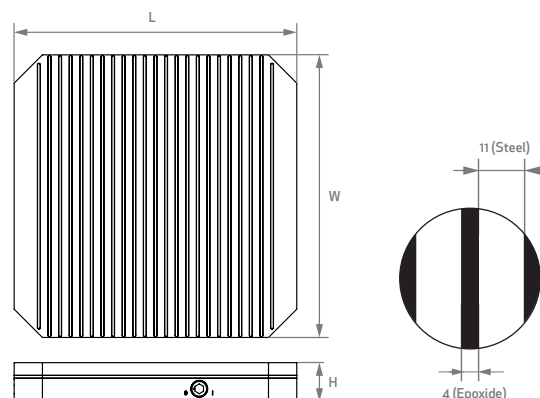
Min. workpiece size:	25 x 25 x 6 mm
Regrinding limit:	10 mm
Pole pitch:	T15 11+4 mm (steel/epoxy resin)

## Use:


- + clamping small and large workpieces
- + moderately difficult and fast milling
- + demanding flat grinding
- + five-axis machining
- + electrical discharge machining - EDM

Catalog number	W (mm)	L (mm)	H* (mm)	Weight (kg)
NEOM240240	240	240	49	21
NEOM280280	280	280	49	28
NEOM320320	320	320	49	37

\*May vary for drilled versions for zero point systems



# Neopower pallet



## When to choose a Neopower pallet magnetic chuck:

The Neopower pallet magnetic chuck is used for clamping of medium large up to large components on automatic machining centres. It is suitable for heavy and high speed milling, five-axis machining, drilling, threading and heavy grinding.

### APPLICATION



Milling

### TECHNOLOGY



Permanent

### CHUCK DIMENSIONS



from 240 x 240 mm

### HOLDING FORCE



160 N/cm<sup>2</sup>

### POLES



Transverse

## Other important parameters:

Min. workpiece size:	50 x 50 x 10 mm
Regrinding limit:	8 mm
Pole pitch:	T19 15+4 mm (steel/epoxy resin)

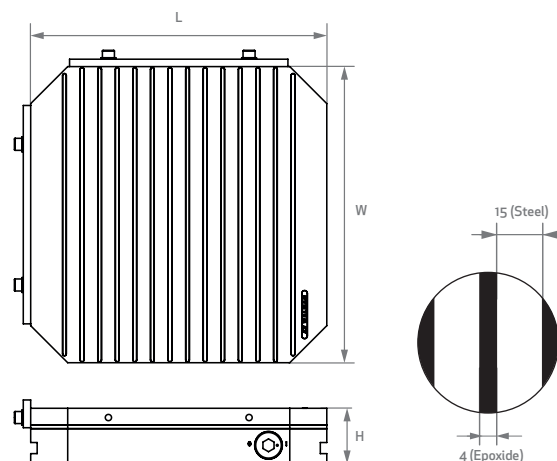
## Use:

- + clamping medium and large components
- + heavy and fast milling
- + five-axis machining
- + drilling and threading
- + heavy grinding

Catalog number (Neopower pallet)	W (mm)	L (mm)	H* (mm)	Weight (kg)
NEOP240240P	240	240	60	27
NEOP280280P	280	280	60	37
NEOP320320	320	320	60	46


Catalog number (Neopower)	W (mm)	L (mm)	H (mm)	Weight (kg)
NEOP300600	300	600	63	90

\*May vary for drilled versions for zero point systems





# Neodymax



## When to choose the Neodymax permanent magnetic chuck:

Neodymax magnetic chucks have a double magnetic system with neodymium magnets to create a very high clamping force. This makes the chucks suitable for demanding machining operations, e.g. heavy surface grinding or light milling.

### APPLICATION



Milling/grinding

### TECHNOLOGY



Permanent

### CHUCK DIMENSIONS



from 150 x 300 mm

### HOLDING FORCE



120 N/cm<sup>2</sup>

### POLES



Transverse

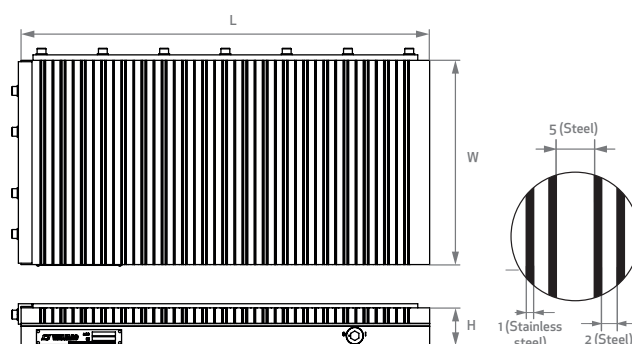
## Other important parameters:

Min. workpiece size:	10 x 10 x 5 mm
Regrinding limit:	6 mm
Pole pitch:	T15, further refined 5/1/5/1/2/1 steel/stainless steel


## Use:

- + precision grinding from small and thin parts to large components
- + light surface milling
- + can be immersed in dielectric fluid during EDM machining

Catalog number	W (mm)	L (mm)	H (mm)	Weight (kg)
NEOD150300	150	300	54	20
NEOD150450	150	450	54	30
NEOD200450	200	450	54	40
NEOD250380	250	380	56	40
NEOD300600	300	600	56	78



# Grindmaster



## When to choose a Grindmaster electropermanent magnetic chuck:

The Grindmaster series magnetic chucks are designed for grinding a very wide range of workpieces, from extremely small and thin to larger pieces. The electro-permanent technology used ensures not only high accuracy (it does not gradually heat the chuck after switching on), but also high safety and minimum operating costs.

### APPLICATION



Grinding

### TECHNOLOGY



Electro-permanent

### CHUCK DIMENSIONS



from 200 x 400 mm

### HOLDING FORCE



up to 120 N/cm<sup>2</sup>

### POLES



Transverse

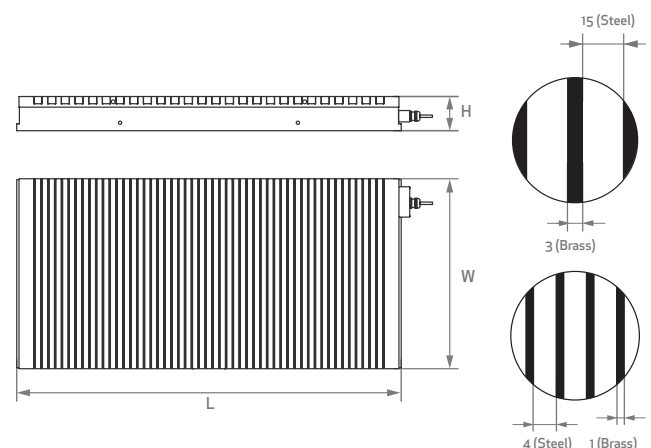
Catalog number	W (mm)	L (mm)	H (mm)	Weight (kg)	Control unit
GM200400T5	200	400	68	30	EP-CU10 SW
GM200500T5	200	500	68	37	EP-CU10 SW
GM200600T5	200	600	68	44	EP-CU10 SW
GM300600T5	300	600	68	66	EP-CU10 SW
GM400600T5	400	600	68	88	EP-CU10 SW
GM400800T5	400	800	68	118	EP-CU10 SW
GM200500T18	200	500	90	59	EP-CU10 SW
GM200600T18	200	600	90	71	EP-CU10 SW
GM300600T18	300	600	90	106	EP-CU10 SW
GM3001000T18	300	1000	90	177	EP-CU10 SW
GM400600T18	400	600	90	145	EP-CU10 SW
GM400800T18	400	800	90	188	EP-CU10 SW
GM5001000T18	500	1000	90	288	EP-CU10 DW
GM6001000T18	600	1000	90	354	EP-CU10 DW
GM6001500T18	600	1500	90	530	EP-CU10 DW

### Other important parameters:

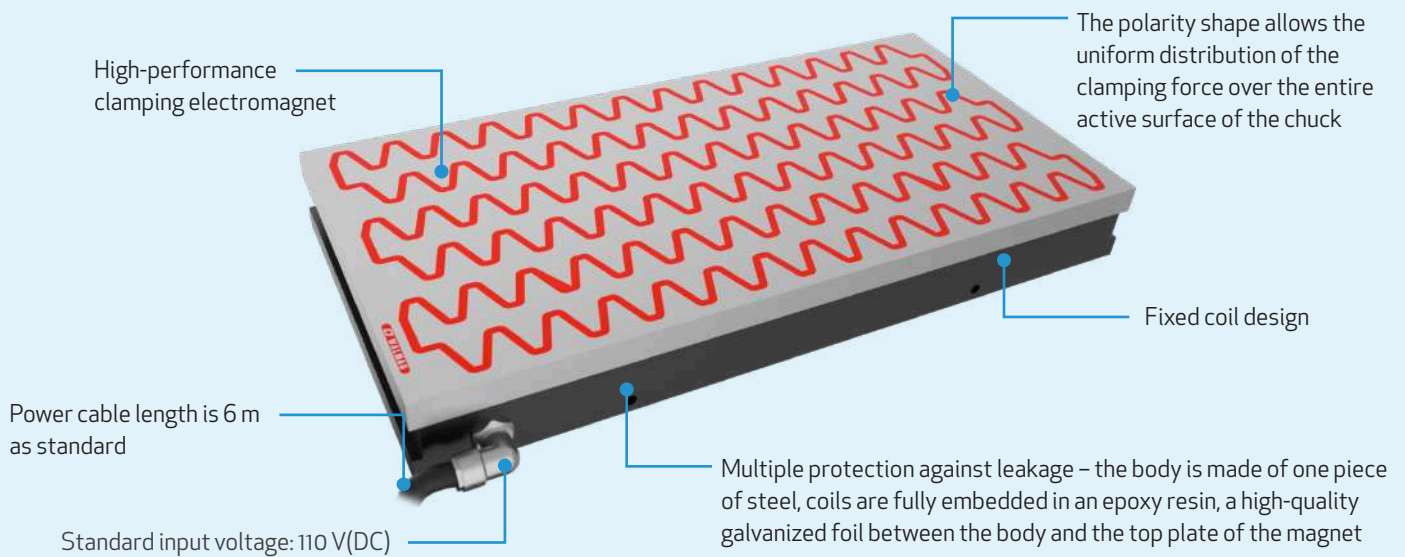
Pole pitch: T5 4+1 mm or  
T18 15+3 mm (other spacing on request)

### Use:

+ clamping of small and larger workpieces during grinding



# Elmag Wave



## When to choose an Elmag Wave magnetic chuck:

Elmag Wave is an electromagnetic chuck suitable for heavy and high-performance surface grinding. The chucks are particularly efficient for roughing operations primarily on vertical grinders with grinding segments.

### APPLICATION



Grinding

### TECHNOLOGY



Electro

### CHUCK DIMENSIONS



from 200 x 600 mm

### HOLDING FORCE



130 N/cm<sup>2</sup>

### POLES



Wave type

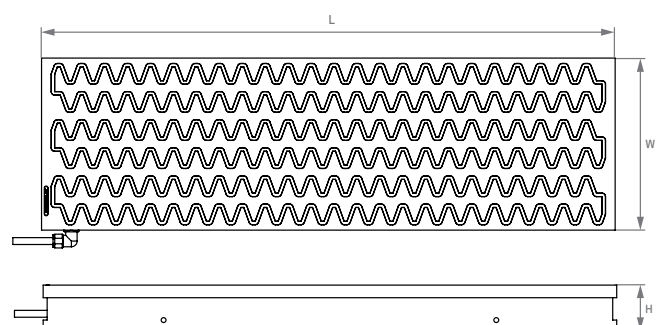
Catalog number	W (mm)	L (mm)	H (mm)	Power input (W)	Weight (kg)
ELMGW200600	200	600	69	90	57
ELMGW2001000	200	1000	79	152	109
ELMGW2501000	250	1000	79	219	135
ELMGW300500	300	500	69	106	72
ELMGW300600	300	600	69	135	86
ELMGW300800	300	800	79	164	148
ELMGW3001000	300	1000	79	189	164
ELMGW3001500	300	1500	79	318	246
ELMGW400600	400	600	69	210	115
ELMGW400700	400	700	79	223	174
ELMGW400800	400	800	69	240	153
ELMGW6001000	600	1000	79	456	328
ELMGW6001500	600	1500	79	622	492

### Other important parameters:


Min. workpiece size: 120 x 40 x 20 mm  
 Pole pitch: T40  
 Regrinding limit: 8 mm

### Use:

- + heavy and high-performance surface grinding
- + roughing primarily on vertical grinders with grinding segments
- + suitable control unit: EM-CU630



# Elmag Compact



## When to choose an Elmag Compact magnetic chuck:

The Elmag Compact electromagnetic chuck is suitable for heavy and final surface grinding of medium to large size workpieces.

### APPLICATION



Grinding

### TECHNOLOGY



Electro

### CHUCK DIMENSIONS



from 200 x 600 mm

### HOLDING FORCE



130 N/cm<sup>2</sup>

### POLES



Oval

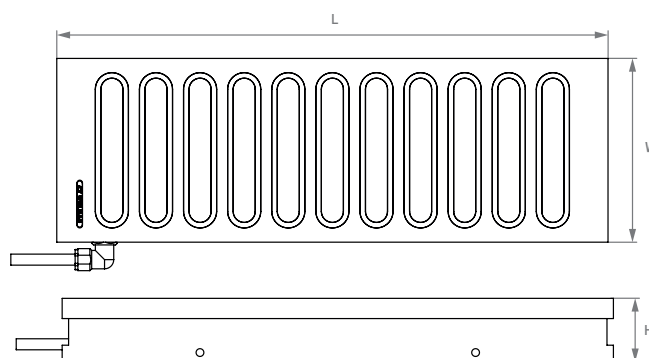
Catalog number	W (mm)	L (mm)	H (mm)	Power input (W)	Weight (kg)
ELMG200600	200	600	69	90	57
ELMG2001000	200	1000	79	152	109
ELMG2501000	250	1000	79	219	135
ELMG300500	300	500	69	106	72
ELMG300600	300	600	69	135	86
ELMG300800	300	800	79	164	148
ELMG3001000	300	1000	79	189	164
ELMG3001500	300	1500	79	318	246
ELMG400600	400	600	69	210	115
ELMG400700	400	700	79	223	174
ELMG400800	400	800	69	240	153
ELMG6001000	600	1000	79	456	328
ELMG6001500	600	1500	79	622	492


### Other important parameters:

Min. workpiece size: 22 x 144 x 48 mm  
 Pole pitch: T48 mm  
 Regrinding limit: 8 mm  
 Power supply cable length: 6 m

### Use:

- + clamping medium to large parts on grinding machines
- + power and final flat grinding
- + suitable control unit: EM-CU630





## When to choose a BJP electromagnetic chuck:

The BJP electromagnetic chuck is suitable for difficult grinding of a wide range of parts from a minimum size of 35 x 35 x 3 mm. Due to the combined pole pitch, it also clamps massive parts very well. The electromagnet is operated simply by pressing the button on the remote control for the control unit. This also provides variable adjustment of the force to create optimum conditions for clamping.

### APPLICATION



Grinding

### TECHNOLOGY



Electro

### CHUCK DIMENSIONS



from 200 x 600 mm

### HOLDING FORCE



130 N/cm<sup>2</sup>

### POLES



Transverse

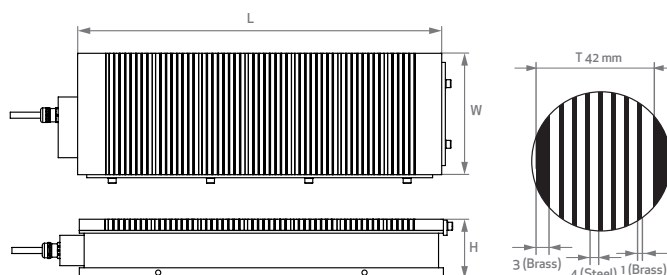
## Other important parameters:

Min. workpiece size:	35 x 35 x 3 mm
Regrinding limit:	7 mm
Pole pitch:	T42 further refined 4+1 mm (steel/brass)

## Use:


- + heavy grinding for a wide range of workpiece sizes
- + suitable control unit: EM-CU630

Catalog number	W (mm)	L (mm)	H (mm)	Power input (W)	Weight (kg)
BJP200600	200	600	98	160	77
BJP300600	300	600	98	215	118
BJP400800	400	800	100	350	212
BJP3001000	300	1000	103	350	201
BJP4001000	400	1000	103	435	269
BJP5001000	500	1000	108	530	352
BJP6001000	600	1000	113	620	420





# Electrofine



## When to choose the Electrofine electromagnetic chuck:

Electrofine is used for efficient clamping of very small workpieces during precise surface grinding. Recommended minimum dimensions are 25 x 25 x 3 mm. The special Microfine version is available for smaller workpieces from 15 x 15 x 1 mm.

### APPLICATION



Grinding

### TECHNOLOGY



Electro

### CHUCK DIMENSIONS



from 150 x 250 mm

### CLAMPING FORCE



from 100 N/cm<sup>2</sup>

### POLES



Transverse/  
Longitudinal

Catalog number (Electrofine)	W (mm)	L (mm)	H (mm)	Power input (W)	Weight (kg)
ELEC150300T31	150	300	74	78	25
ELEC200400T31	200	400	74	112	41
ELEC200500T31	200	500	74	166	55
ELEC200600T31	200	600	74	137	65
ELEC300600T31	300	600	74	253	94

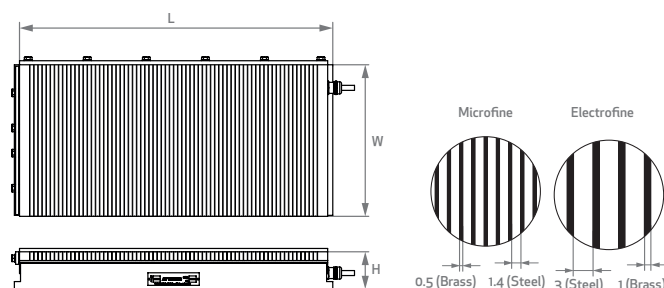
Catalog number (Microfine)	W (mm)	L (mm)	H (mm)	Power input (W)	Weight (kg)
ELEC150250T1405	150	250	72	71	19
ELEC150300T1405	150	300	72	78	22
ELEC200400T1405	200	400	72	113	39
ELEC200500T1405	200	500	72	166	52
ELEC200600T1405	200	600	72	137	61
ELEC300600T1405	300	600	72	252	97

### Other important parameters:

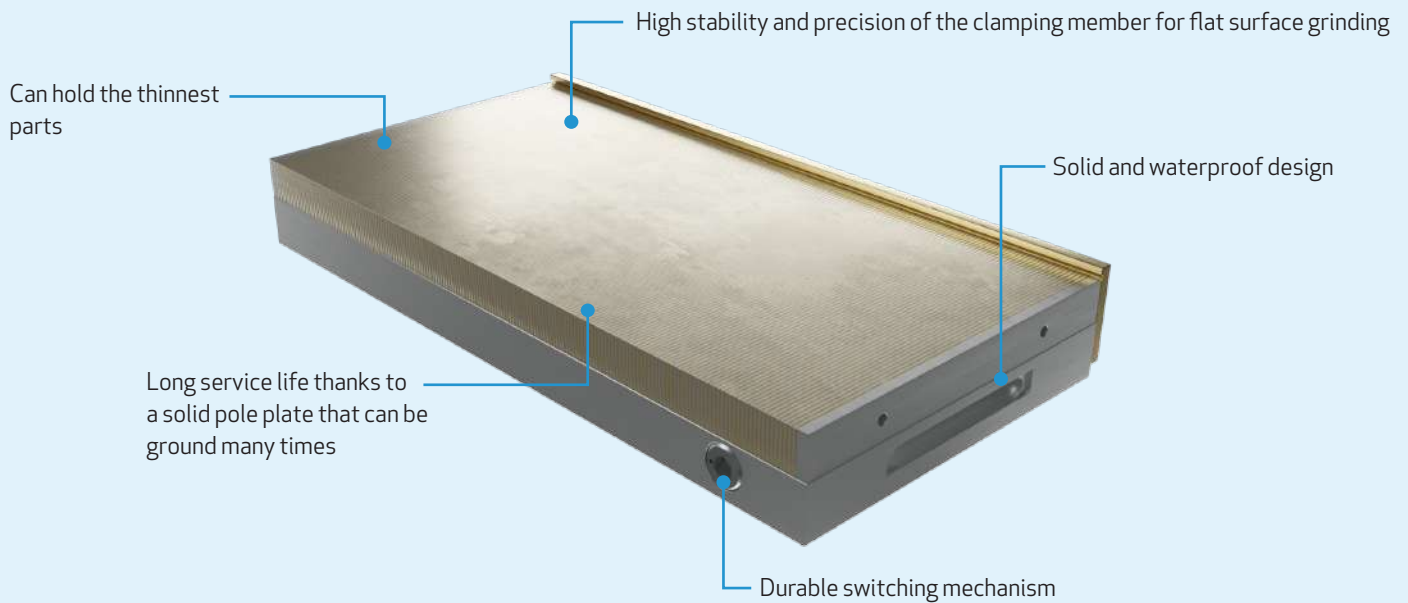
Regrinding limit: 6 mm  
 Min. workpiece size: 25 x 25 x 3 mm (Electrofine),  
 15 x 15 x 1 mm (Microfine)  
 Pole pitch: T4 3+1 mm (Electrofine),  
 T1.9 1.4+0.5 mm (Microfine)

### Use:

- + for clamping small and large workpieces during precise surface grinding
- + suitable control unit: EM-CU630



# Neomicro



## When to choose a Neomicro magnetic chuck:

The Neomicro permanent chuck with an exceptional clamping force combines high quality with a favourable price. It is simple and low maintenance. It is primarily suitable as an accessory for precise surface grinding of very small and thin parts to large workpieces. It is suitable for electrical discharge machining.

### APPLICATION



Grinding

### TECHNOLOGY



Permanent

### CHUCK DIMENSIONS



from 100 x 175 mm

### HOLDING FORCE



100 N/cm<sup>2</sup>

### POLES



Transverse

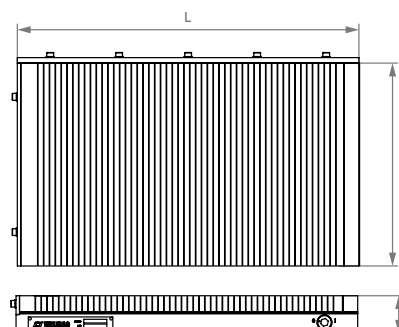
Catalog number	W (mm)	L (mm)	H (mm)	Weight (kg)
NEOC100175	100	175	49	7
NEOC100250	100	250	49	10
NEOC130255	130	255	49	13
NEOC150250	150	250	51	15
NEOC150300	150	300	51	18
NEOC150350	150	350	51	22
NEOC150400	150	400	51	25
NEOC150450	150	450	51	28
NEOC200400	200	400	51	33
NEOC200450	200	450	51	37
NEOC200500	200	500	51	41
NEOC200600	200	600	51	49
NEOC250500	250	500	56	56
NEOC300600	300	600	56	81

### Other important parameters:


Min. workpiece size: 4 x 4 x 1 mm  
 Regrinding limit: 7 mm  
 Pole pitch: T1.9 1.4+0.5 mm - steel/brass

### Use:

- + precision flat grinding, and small and thin, as well as large parts
- + also for EDM applications



# Neomicro pallet



## When to choose a Neomicro permanent magnetic pallet chuck:

The Neomicro permanent pallet chuck can be used for machining in automated production plants and machining centres. Suitable primarily for grinding and electrical discharge machining of a wide range of parts, from large to very small and thin.

### APPLICATION



Grinding

### TECHNOLOGY



Permanent

### CHUCK DIMENSIONS



from 240 x 240 mm

### HOLDING FORCE



100 N/cm<sup>2</sup>

### POLES



Transverse

## Other important parameters:

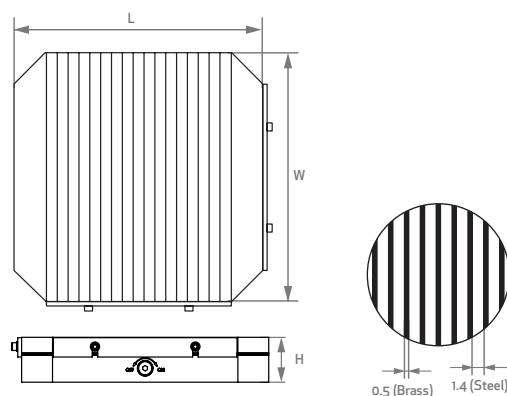
Min. workpiece size:	4 x 4 x 1 mm
Regrinding limit:	7 mm
Pole pitch:	T1.9 1.4+0.5 mm - steel/brass

## Use:

- + precision flat grinding, and small and thin, as well as large parts
- + electrical discharge machining (EDM)

Catalog number	W (mm)	L (mm)	H* (mm)	Weight (kg)
NEOC240240P	240	240	63,5	21,5
NEOC280280P	280	280	63,5	29
NEOC320320P	320	320	63,5	38

\*May vary for drilled versions for zero point systems




# Unigrip

High exchange rate of workpieces for efficient production

Durable top plate with combined transverse poles allowing versatile utilisation when grinding large as well as smaller parts

Excellent price-performance ratio

Durable waterproof design with tight-fitting coils



## When to choose the Unigrip electromagnetic chuck:

Unigrip is a universal electromagnetic chuck which, due to an attractive price and a clamping force of 90 N/cm<sup>2</sup>, is suitable for ordinary industrial plants for clamping for everyday grinding of medium to large workpieces.

### APPLICATION



Grinding

### TECHNOLOGY



Electromagnet

### CHUCK DIMENSIONS



from 300 x 600 mm

### HOLDING FORCE



90 N/cm<sup>2</sup>

### POLES



Transverse

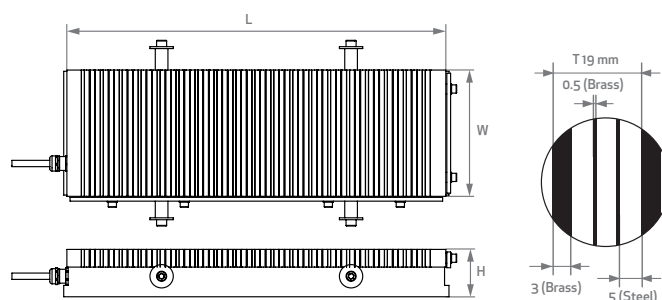
## Other important parameters:

Min. workpiece size:	25 x 25 x 5 mm
Regrinding limit:	6 mm
Pole pitch:	19, further refined 5+0.5/5+0.5/5+3 mm steel/brass

## Use:

- + clamping of medium to large workpieces during ordinary grinding
- + suitable control unit: EM-CU630

Catalog number	W (mm)	L (mm)	H (mm)	Power input (W)	Weight (kg)
UNIG300600	300	600	73	198	96
UNIG400800	400	800	73	253	162
UNIG3001000	300	1000	73	235	172
UNIG4001000	400	1000	73	384	210
UNIG5001000	500	1000	73	443	251
UNIG6001000	600	1000	73	568	358



# Fixar simple sine table


Equipped with a high quality Neomicro magnetic chuck with fine pole arrangement

Longitudinal axis angle setting in a range of 0 – 45° (or transverse 0 – 30°)

Hardened base board for exceptional stability

Parallelism (concurrency):  
+/- 5 micrometres per 100 mm

Extreme accuracy  
+/- 5 seconds of arc even after a longer period of use



## When to choose a Fixar simple sine table:

Fixar – a simple sine table with a Neomicro permanent chuck suitable for precise angle grinding, electrical discharge machining, and measuring. You can choose a model with an angle setting in the longitudinal axis or an angle setting in the transverse axis.

### APPLICATION



Grinding

### TECHNOLOGY



Permanent

### CHUCK DIMENSIONS



from 70 x 140 mm

### HOLDING FORCE



100 N/cm<sup>2</sup>

### POLES



Transverse

### Important parameters:

Min. workpiece size: 4 x 4 x 1 mm  
Regrinding limit: 7 mm

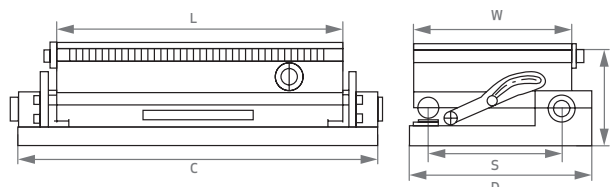
### Additional information:

+ can be fitted with other types of chuck

### Use:


+ precision angular surface grinding, EDM, or measuring

Catalog number	W (mm)	L (mm)	H (mm)	C x D (mm)	S (mm)	Weight (kg)
SINES70140	70	140	67	130 x 140	55	7
SINES130250	130	250	76	295 x 145	115	20
SINES150250	150	250	79	290 x 165	135	20
SINES150300	150	300	79	340 x 165	135	27
SINES150350	150	350	87	390 x 165	135	34,5
SINES150450	150	450	87	490 x 165	135	44
SINES200400	200	400	88	440 x 215	185	52
SINES300600	300	600	95	660 x 320	285	121





# Fixar compound sine table



## When to choose a Fixar compound sine table:

The Fixar compound sine table with a Neomicro permanent chuck is designed for precise angle grinding. You will get excellent variability of machining during workpiece clamping because the Fixar allows tilting on the longitudinal and the transverse axes at the same time.

### APPLICATION



Grinding

### TECHNOLOGY



Permanent

### CHUCK DIMENSIONS



from 100 x 175 mm

### HOLDING FORCE



100 N/cm<sup>2</sup>

### POLES



Transverse

## Important parameters:

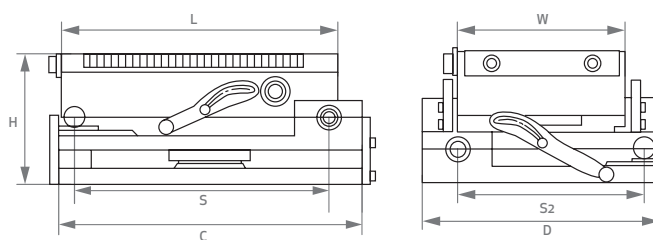
Min. workpiece size: 4 x 4 x 1 mm  
 Regrinding limit: 7 mm  
 Pole pitch: T1.9 1.4+0.5 mm (steel/brass)

## Additional information:

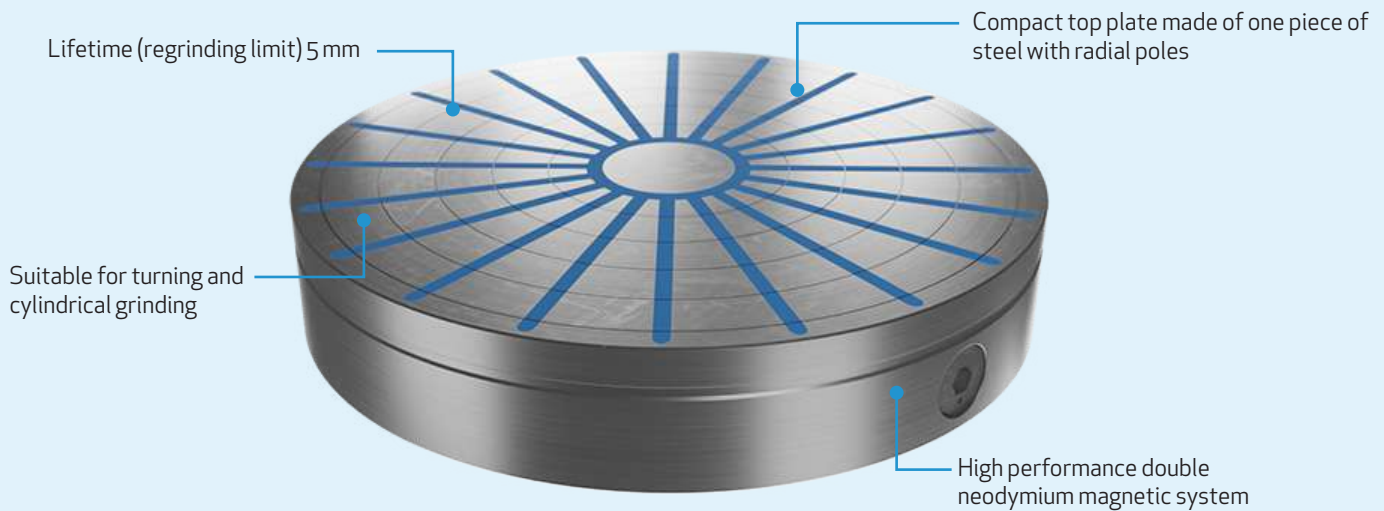
+ can be fitted with other types of chuck

## Use:

+ precision angular surface grinding, EDM, or measuring



Catalog number	W (mm)	L (mm)	H (mm)	C x D (mm)	S (mm)	Weight (kg)
SINEC100175	100	175	104	210 x 140	165/110	15
SINEC130255	130	255	120	290 x 170	245/140	32
SINEC150300	150	300	123	335 x 190	290/160	43.5
SINEC150350	150	350	123	385 x 190	340/160	49.5
SINEC200400	200	400	124	435 x 240	390/210	73



## When to choose a Neostar permanent magnetic chuck:

Thanks to the top plate with radial poles, the Neostar permanent chuck is primarily designed for turning and grinding round workpieces. The advantage consists in the possibility to machine the front face, inner and outer diameter of the workpiece in a single operation.

### APPLICATION



Turning

### TECHNOLOGY



Permanent

### CHUCK DIAMETER



from 130 mm

### HOLDING FORCE



140 N/cm<sup>2</sup>

### POLES



Radial

## Other important parameters:

Min. workpiece diameter: 35 mm

Regrinding limit: 5 mm

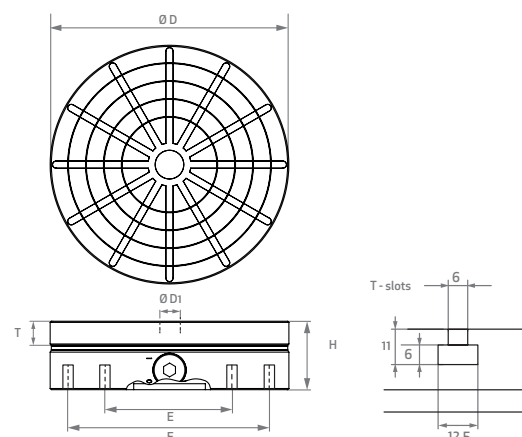
## Additional information:

- + optional accessories include additional pole plates for clamping shaped parts
- + on request, the top plate can be supplied with T-slots

## Use:

- + turning and grinding of round workpieces
- + facing work, internal and external diameter machining is possible separately or in one operation

Catalog number	D (mm)	H (mm)	D1 (mm)	E (mm)	F (mm)	Weight (kg)	Number of poles
NEOS130	130	57	15	-	100	5	10
NEOS150	150	57	15	80	120	7,3	10
NEOS200	200	57	20	110	180	13	12
NEOS250	250	70	30	140	220	25	16
NEOS300	300	73	38	180	260	37	16
NEOS350	350	73	40	220	300	49	20
NEOS400	400	74	40	260	340	68	20
NEOS500	500	78	50	300	400	109	24
NEOS600	600	78	90	350	450	172	30
NEOS700	700	78	90	350	450	234	30
NEOS800	800	110	100	400	700	420	30



# Alustar



**MONOBLOCK  
PROTECTED**

100% WATERTIGHT  
30% LONGER LIFE  
15% LESS WEIGHT



## When to choose an Alustar permanent magnetic chuck:

The Alustar permanent chuck is used during turning and grinding of ring-shaped workpieces. The chuck excels due to its low weight resulting from the aluminium design of the body. It can cope with a larger weight range of machined components. With this chuck, you have the possibility to machine the front, inner and outer diameter of the workpiece in one operation. The possibility of continuous control of the clamping force facilitates centring.

### APPLICATION



Turning

### TECHNOLOGY



Permanent

### CHUCK DIAMETER



from 200 mm

### HOLDING FORCE



140 N/cm<sup>2</sup>

### POLES



Radial

## Other important parameters:

Min. workpiece diameter: 40 mm  
Regrinding limit: 5 mm

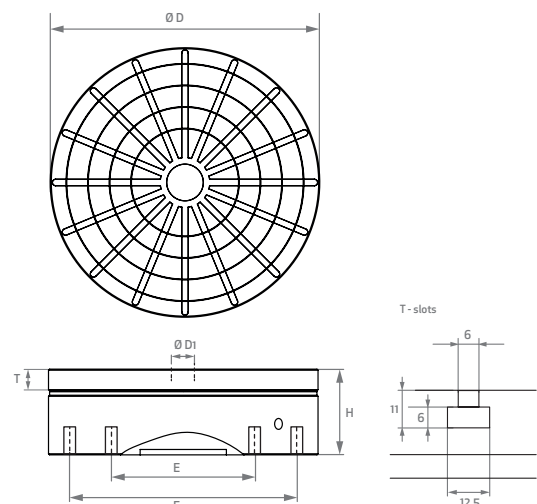
## Use:

+ turning and grinding of round workpieces

## Additional information:

- + optional accessories include additional pole plates for clamping shaped parts
- + on request, the top plate can be supplied with T-slots

Catalog number	D (mm)	H (mm)	D1 (mm)	E (mm)	F (mm)	Weight (kg)	Number of poles
ALUS20D200	200	79	20	110	180	11,5	12
ALUS20D250	250	79	30	166	220	18	16
ALUS20D300	300	82	38	180	260	27	16
ALUS20D350	350	82	40	220	300	36	20
ALUS20D400	400	84	40	260	340	47	20
ALUS30D500	500	109	50	330	400	98	24
ALUS30D600	600	109	90	350	450	142	30





## When to choose the Maxgrip permanent magnetic clamp:

The high clamping force and versatility of the Maxgrip permanent magnetic chuck make it stand out. The combination of a pole plate with a relatively fine parallel pole arrangement and the ability to infinitely adjust the clamping force means that workpieces can be centred very easily during turning and grinding.

### APPLICATION



Circular grinding

### TECHNOLOGY



Permanent

### CHUCK DIAMETER



from 155 mm

### HOLDING FORCE



160 N/cm<sup>2</sup>

### POLES



Parallel

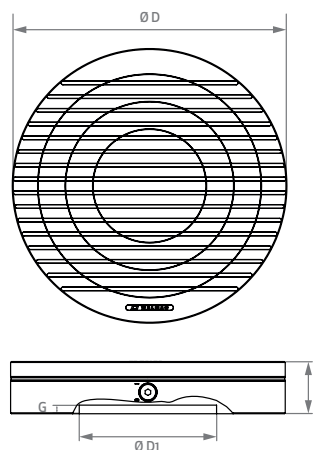
## Other important parameters:

Min. workpiece diameter: 40 mm  
Regrinding limit: 10 mm  
Pole pitch: T15 11+4 mm - steel/epoxy


## Use:

+ clamping workpieces during turning and cylindrical grinding

Catalog number	D (mm)	H (mm)	G (mm)	D1 (mm)	Weight (kg)
MAXGRIP155	155	57	5	50	7
MAXGRIP200	200	57	5	60	15
MAXGRIP250	250	57	5	80	22
MAXGRIP300	300	57	6	150	32
MAXGRIP350	350	57	6	170	43
MAXGRIP400	400	57	8	200	56



# Neogrip



## When to choose a Neogrip permanent magnetic chuck:

The Neogrip permanent magnetic chuck with a solid steel structure and robust control mechanism is designed for clamping 5 x 35 x 35 mm workpieces.

### APPLICATION



Circular grinding

### TECHNOLOGY



Permanent

### CHUCK DIAMETER



from 100 mm

### HOLDING FORCE



80 N/cm<sup>2</sup>

### POLES



Parallel

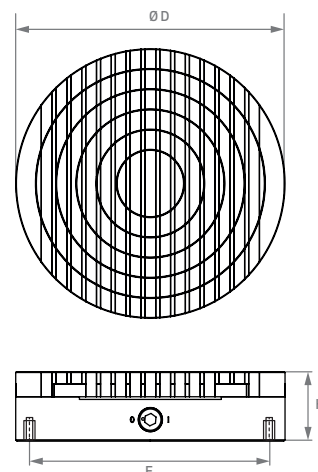
## Other important parameters:

Min. workpiece diameter: 35 mm  
 Regrinding limit: 7 mm  
 Pole pitch: T11 8+3 mm (steel/brass)

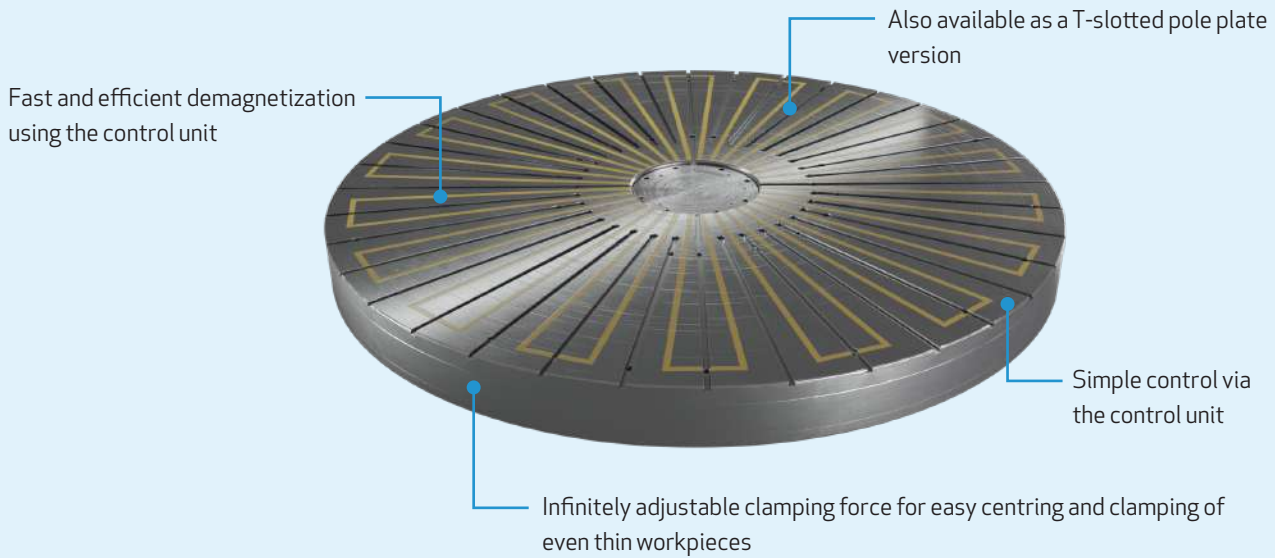
## Use:

- + finishing work during circular grinding
- + dry circular grinding as well as under cooling emulsion
- + a tool for various mechanical workplaces

Catalog number	D (mm)	H (mm)	E (mm)	Weight (kg)
NEOG100	100	51	86	3
NEOG130	130	51	120	5
NEOG150	150	51	137	7
NEOG200	200	51	182	12



# Circu EM



## When to choose the Circu EM electromagnetic chuck:

The Circu EM is an electromagnetic chuck with a radial pole layout designed for installation on rotary tables of grinders and lathes for stable clamping of rotary workpieces with circular or cylindrical shapes such as bearing rings, bushings, etc. Due to the high clamping force and the possibility of control, this chuck is also suitable for thin workpieces.

### APPLICATION



Circular grinding

### TECHNOLOGY



Electro

### CHUCK DIAMETER



from 400 mm

### HOLDING FORCE



up to 120 N/cm<sup>2</sup>

### POLES



Radial

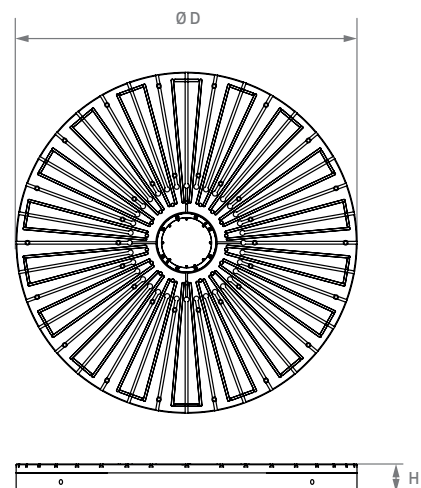
## Other important parameters:

Poles: Radial (other types available on request)  
 Regrinding limit: 8 mm

## Use:

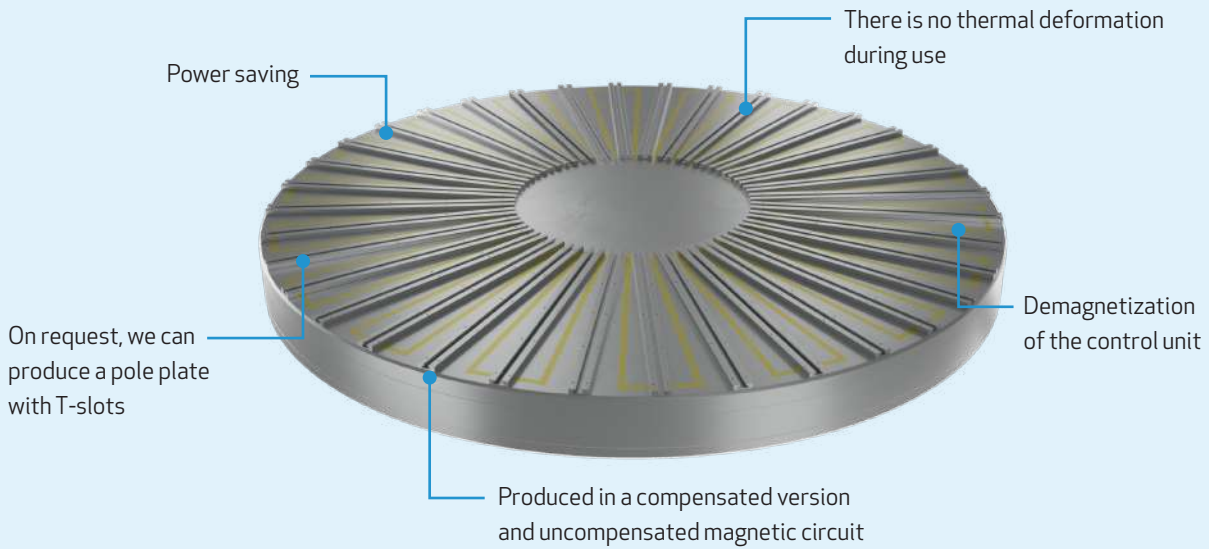
- + machining external and internal surfaces of round and ring shaped workpieces on vertical grinders
- + turning
- + suitable control unit: EM-CU

Catalog number	D (mm)	H (mm)	Weight (kg)	Voltage (V)
Circu EM 400	400	90	76	110
Circu EM 500	500	90	120	110
Circu EM 600	600	100	195	110
Circu EM 700	700	100	265	110
Circu EM 800	800	100	365	110
Circu EM 1000	1000	100	550	110
Circu EM 1200	1200	110	990	110
Circu EM 1500	1500	120	1550	110





# Circu EP



## When to choose the Circu EP electromagnetic chuck:

The Circu EP series of chucks are designed for centric as well as off-centric clamping of ferromagnetic workpieces during turning and precision grinding on circular workbenches. Depending on the required operation or the nature of the workpieces to be clamped, it is possible to select a suitable combination of the polarity design and the magnetic system of the clamp.

### APPLICATION



Turning

### TECHNOLOGY



Electro-permanent

### CHUCK DIAMETER



from 400 mm

### HOLDING FORCE



up to 170 N/cm<sup>2</sup>

### POLES



Radial

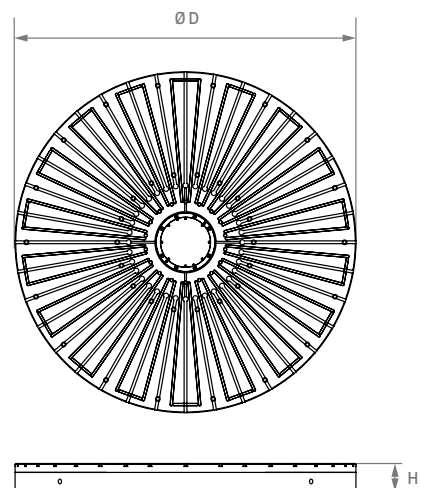
### Other important parameters:

Application: Turning, grinding  
 Poles: Radial, parallel, concentric  
 Regrinding limit: 8 mm


### Use:

- + circular grinding, roughing, turning of circular or cylindrical parts
- + the specific version of the chuck depends on the customer's desired application
- + suitable control unit: EP-CU

Catalog number	D (mm)	H (mm)	Weight (kg)	Voltage (V)
Circu EP 400	400	90	76	170/340V
Circu EP 500	500	90	120	170/340V
Circu EP 600	600	100	195	170/340V
Circu EP 700	700	100	265	170/340V
Circu EP 800	800	100	365	170/340V
Circu EP 1000	1000	100	550	170/340V
Circu EP 1200	1200	110	990	170/340V
Circu EP 1500	1500	120	1550	170/340V



# Neospark



## When to choose a Neospark permanent magnetic chuck:

The Neospark permanent magnetic chuck is suitable for clamping workpieces in EDM machines. The high clamping force and fine pole pitch make it possible to clamp small and thin workpieces. Due to its very low structure, you do not lose any working area. Moreover, this chuck offers comfortable control from the top of the magnet, so it is possible to use the entire area of the submersion working tank of your EDM machine better.

### APPLICATION



EDM

### TECHNOLOGY



Permanent

### CHUCK DIMENSIONS



from 100 x 175 mm

### HOLDING FORCE



100 N/cm<sup>2</sup>

### POLES



Transverse

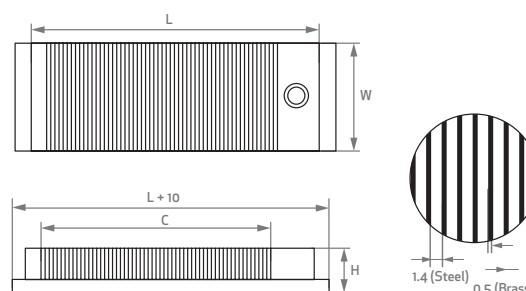
## Other important parameters:

Min. workpiece size:	4 x 4 x 1 mm
Regrinding limit:	7 mm
Pole pitch:	T1.9 1.4 + 0.5 mm (steel/brass)

## Use:

- + electrical discharge machining EDM
- + possibility of immersion in dielectric liquid
- + precise grinding of very small and thin parts

Catalog number	W (mm)	L (mm)	H (mm)	C (mm)	Weight (kg)
NEOK100175	100	175	32	120	5
NEOK130255	130	255	32	200	9
NEOK150150	150	150	35	95	7
NEOK150300	150	300	35	245	13
NEOK150350	150	350	35	295	15
NEOK150450	150	450	35	395	19
NEOK200400	200	400	35	342	23




# Magbase 3D

Compatible with the Brunson connecting adapter

Compact design and low weight

High clamping force of 140 N/cm<sup>2</sup>

Very easy application



## When to choose a Magbase 3D magnetic base for measuring:

A magnetic base is an excellent method of mounting the measuring arm onto the steel surface of the work table or directly onto the machine bed. Due to its low weight and easy switching, it is really a portable tool for quick repositioning in case of measuring on different parts of the table. The measuring instrument with this base can be placed directly on the measured part.

### APPLICATION



Accessories

### TECHNOLOGY



Permanent

### CHUCK DIAMETER



150 mm

### HOLDING FORCE



up to 140 N/cm<sup>2</sup>

### POLES



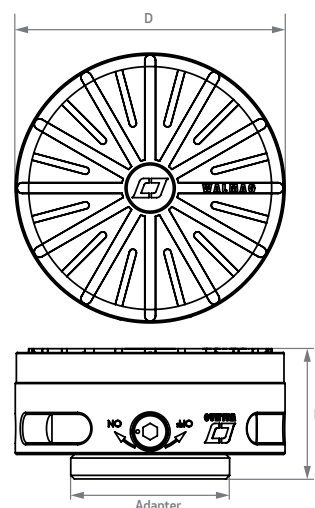
Radial

## Other important parameters:

Application:	Accessories
Technology:	Permanent
Clamping force:	140 N/cm <sup>2</sup>
Chuck diameter:	150 mm
Poles:	Radial

## Use:

- + accessories for portable measuring arms designed for highly precise measurement using touch probes
- + magnetic holder for laser scanner



Catalog number	D (mm)	H (mm)	Weight (kg)	Adapter
MZPM150	150	73	4,95	89 mm x 8 UNC -2A

# Magnetic blocks WBM

Total of 3 clamping surfaces for different workpieces

Magnetic block bodies are completely nickel-coated for high corrosion prevention

Easy activation with the switch key

It is possible to steadily clamp flat, circular, square, and other profiles



## When to choose WBM magnetic blocks:

WBM magnetic blocks are an excellent tool for attaching components during surface machining or welding. With these blocks, you will get flexible attachment without disturbing contours for easy drilling, deburring, fine grinding, and mounting work.

### APPLICATION



Accessories

### TECHNOLOGY



Permanent

### BLOCK DIMENSION



from 64 x 143 x 71 mm

### HOLDING FORCE



up to 10 kN/cm<sup>2</sup>

### CLAMPING SURFACES



3

## Other important parameters:

Clamping force: 5–10 kN

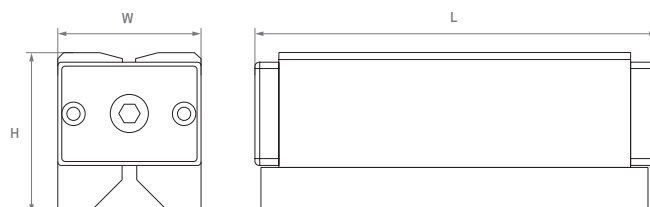
## Additional information:

- + two magnetic blocks are always included

## Use:

- + clamping components during welding, surface machining, drilling, deburring, fine grinding, or mounting work

Catalog number	W (mm)	L (mm)	H (mm)	Weight (kg)
WBM500	64	143	71	3,9
WBM700	64	178	71	4,9
WBM1000	87	184	88	8,8




# Laminated blocks

Possibility of machining to the required shape to adapt to various components

Possibility of transverse and longitudinal poles

By using them, it is possible to reduce the magnetic field of the chuck for clamping very small or thin workpieces

They can also be used as lateral support when grinding workpieces with a low total contact area with a chuck



## When to select laminated blocks:

Silver brazed laminated blocks are delivered for circular and rectangular chucks. They can be placed loosely or mechanically using screws or pins. They widen the application possibilities of the chuck, like holding non flat or irregularly shaped materials.

### APPLICATION



Grinding

### TECHNOLOGY



Non-magnetic

### BLOCK DIMENSION



from 75 x 75 mm

### POLE PITCH



T4 3 + 1 mm

### POLES



Transverse/  
longitudinal

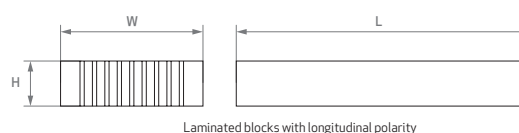
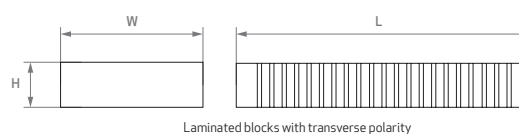
Catalog number	W (mm)	L (mm)	H (mm)	Polarity
LB2510075TP	75	100	25	transverse
LB25200100TP	100	200	25	transverse
LB25300200TP	200	300	25	transverse
LB25400300TP	300	400	25	transverse
LB257575LP	75	75	25	longitudinal
LB2575100LP	75	100	25	longitudinal
LB25150200LP	150	200	25	longitudinal
LB25100650LP	100	650	25	longitudinal
LB25150200LP	150	200	25	longitudinal
LB25150500LP	150	500	25	longitudinal
LB25200400LP	200	400	25	longitudinal
LB25300300LP	300	300	25	longitudinal
LB25400400LP	400	400	25	longitudinal
LB25400600LP	400	600	25	longitudinal

### Important parameters:

Application: Grinding  
 Technology: Non-magnetic  
 Block size: from 75 x 75 mm  
 Pole pitch: T4 3 + 1 mm (steel/brass)  
 Poles: Transverse/longitudinal

### Use:

- + reduction of the basic pole pitch of the chuck
- + expansion of the application possibilities of the chuck by clamping irregular shaped material



# LCC control units



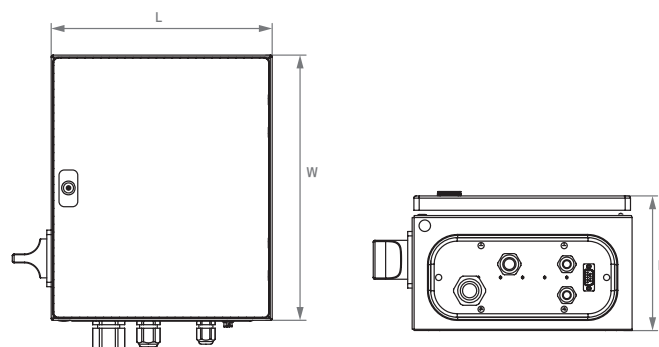
## When to choose LCC electropermanent magnet controllers:

The LCC is the standard series of control units used to control the Mastermill series of compensated electropermanent magnetic chucks. Available versions are LCC 10 XC, LCC 20, LCC 40.

## Basic functions of the LCC control unit:

- + control of the control unit using the integrated HMI keypad on the box
- + possibility to control up to 4 magnetic chucks at the same time
- + microprocessor controlled de/magnetization of workpiece and chuck
- + magnetization status check – connection to the machine safety contact
- + possibility of connection with a PLC machine
- + overheating protection (safety delay between cycles)

Catalog number (LCC)	W (mm)	L (mm)	H (mm)	Weight (kg)
LCC10XC	200	150	75	1,1
LCC20	300	250	150	5,9
LCC40	400	300	150	7,5



The above parameters apply to the IP54 version of the unit



# EPCU control units



## When to choose EPCU electropermanent magnet controllers:

The advanced EPCU series units are used to magnetize all Walmag EP chucks. They offer additional features compared to the standard LCC units. Available versions are EPCU 10, 20, 40 SW/DW.

### Basic functions of the EPCU control unit:

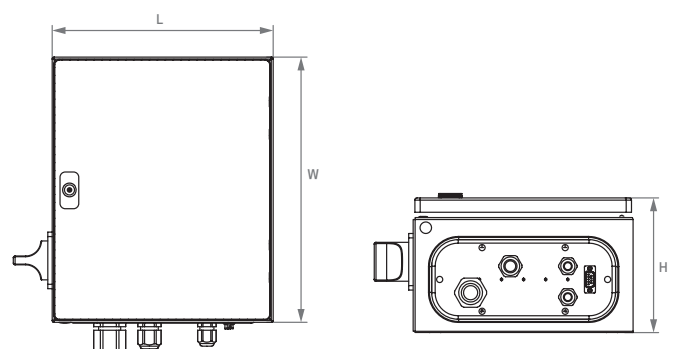
- + possibility to control up to 4 magnetic chucks at the same time
- + microprocessor controlled de/magnetization of workpiece and chuck
- + magnetization status check – connection to the machine safety contact
- + possibility of connection with a PLC machine
- + overheating protection (safety delay between cycles)
- + control by the U19 wired remote control with clamping force adjustment (optional RM remote control with selection of sections and magnetizing groups)

### Other functions of the EPCU:

- + possibility to adjust the demagnetization cycle according to the material workpieces
- + full demagnetization of workpiece and chuck – for uncompensated EP chucks
- + networking support (connecting multiple units and fixtures in large assemblies)
- + remote connection function (demagnetization settings, firmware update, diagnostics)
- + magnetization credit function gives the possibility to shorten the safety delay between cycles

Catalog number (EPCU)	W (mm)	L (mm)	H (mm)	Weight (kg)
EPCU10 SW	300	250	150	6,4
EPCU20 SW	400	300	150	8,0
EPCU40 SW	400	400	200	13,3
EPCU10 DW	400	300	150	8,2
EPCU20 DW	400	400	200	13,5
EPCU40 DW	500	400	200	15,5

The above parameters apply to the IP54 version of the unit



# EMCU control units



## When to choose solenoid control units:

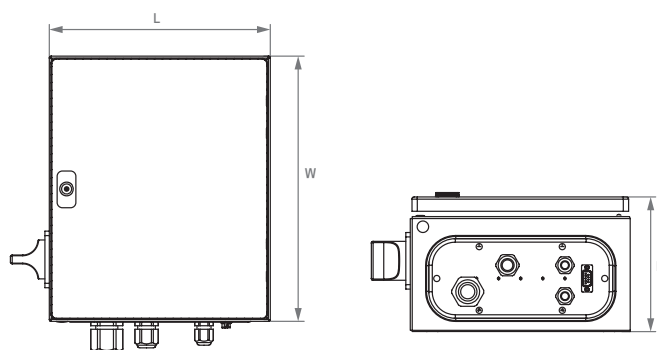
This series of units is used to power and control 110 VDC Walmag electromagnetic chucks. We can offer different versions according to the input supply voltage – 110V, 200 - 230V, 380 - 460V 50/60 Hz. The standard version of the units is in a steel enclosure (IP54). A version for direct installation in the machine cabinet (IP00) is available on request. The units are equipped with a safe magnetization level control function.

Available power versions are 150, 630, 1250, 2500W.

## EMCU control unit functions:

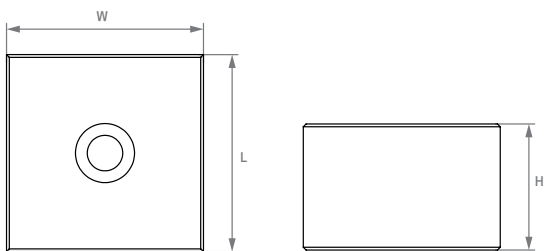
- + possibility of controlling multiple switches at the same time
- + control by the U19 wired remote control
- + fully adjustable clamping force
- + possibility of connection with a PLC machine
- + networking support (connecting multiple units and fixtures in large assemblies)

Catalog number	W (mm)	L (mm)	H (mm)	Weight (kg)
EMCU 150W	300	200	120	4
EMCU 630W	300	250	150	5,8
EMCU 1250W	400	300	150	8
EMCU 2500W	400	300	150	8,5



The above parameters apply to the IP54 version of the unit

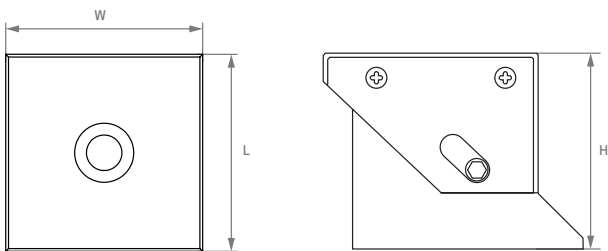
# Accessories



## Fixed pole extensions

- + allow machining from five sides on straight parts
- + determine the plane when using movable pole attachments
- + allow the clamping of straight parts vertically
- + protects the magnet body when drilling through workpieces
- + can act as a grid for the foundation of the parts, preventing shifting during machining
- + used as stops for precise positioning of the workpiece on the magnet
- + can be adapted for clamping more complex workpiece shapes

Catalog number	W (mm)	L (mm)	H (mm)
TB50FI	50	50	32
TB70FI	70	70	45



## Flexible pole extensions

- + compensate for unevenness of clamped parts to obtain a stable clamp
- + reduce the risk of deformation of the workpiece by clamping on the magnet
- + protects the magnet body from tool damage
- + elimination of unwanted air gaps for maximum clamping force

Catalog number	W (mm)	L (mm)	H (mm)
TB50FL	50	50	32
TB70FL	70	70	45

# DEMAGNETIZATION

---

Some materials retain a relatively high amount of magnetism after exposure to a magnetic field. To eliminate this, the component must be demagnetized by an alternating magnetic field, which is gradually reduced to zero. Our demagnetizers are used for this operation as they can efficiently eliminate the residual magnetism in various materials and workpieces of various dimensions.



# Table demagnetizer DM

Also suitable as part of a production line, for example under a conveyor belt

Different sizes of demagnetiser working area according to your needs



The working area can be increased by using multiple demagnetisers side by side

## When to choose a DM table demagnetizer:

We recommend using the DM table demagnetizer everywhere, where quick and simple demagnetization of tools and both flat and small cylindrical components is needed. The device is suitable not only for manual demagnetization, but it can also be very easily integrated into a production line, for example, under a conveyor belt.

APPLICATION	TECHNOLOGY	WORKPIECE DIMENSION	DUTY CYCLE	HEIGHT OF DEMAG. FIELD
				
Demagnetization	Electro	max. 400 x 280 mm	20%	up to 40 mm

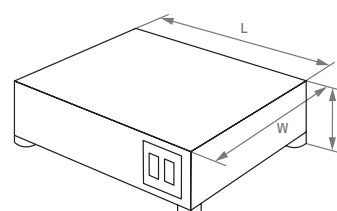
## Other important parameters:

Power supply: 230 VAC/50 Hz

## Use:

- + manual demagnetization of tools, dies, bearings, and other cylindrical and flat components
- + demagnetization under a conveyor belt on a production line
- + possibility of putting several demagnetizers side by side to create a larger working area

Catalog number	W (mm)	L (mm)	H (mm)	Weight (kg)
DM3	250	180	87	8,7
DM4	280	266	87	12,6
DM5	400	306	87	17,6








# Hand demagnetizer HD



## When to choose a HD handheld demagnetizer:

You can use the HD handheld demagnetizer during mobile demagnetization of large or complex components where you cannot use table or tunnel demagnetizers, such as moulds, bearings, and various machine and mechanical parts, etc. It is an efficient tool where quick and mobile demagnetization is needed.

APPLICATION	TECHNOLOGY	VOLTAGE	DUTY CYCLE	DEPTH OF DEMAG. FIELD
				
Demagnetization	Electro	230 VAC	20%	up to D0 mm

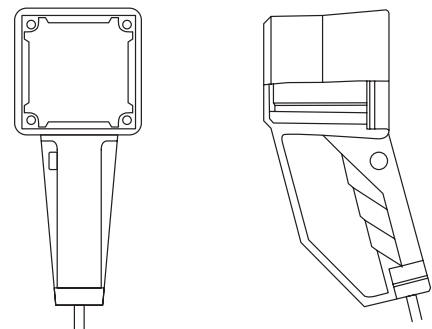
## Other important parameters:

Operating time:	10 min.
Power supply:	230 VAC/50-60 Hz (other voltages available on request)

## Use:


- + fast mobile demagnetization of small and large as well as complex parts

Catalog number	Active area (mm)	Power input (VA)	Depth of demag. field (mm)	Weight (kg)
HD2	105 x 95	350	max. 40	2,2










# Tunnel demagnetizer TDM



## When to choose a TDM tunnel demagnetizer:

Tunnel demagnetizers are designed for the demagnetization of large components with a block or square shape or for bulk demagnetization of thin-walled components. The dimensions of the component should be similar to those of the tunnel opening. They are designed for continuous operation, so they can be used in industrial production with belt or roller conveyors.

APPLICATION	TECHNOLOGY	VOLTAGE	DUTY CYCLE	POWER CABLE
				
Demagnetization	Electro	400/230 VAC	100%	3 m

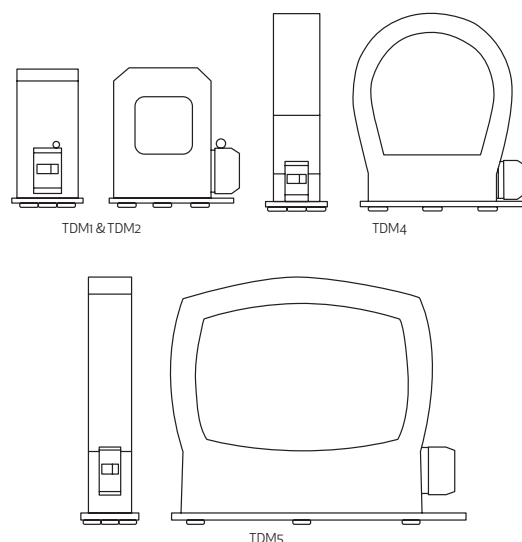
## Important parameters:

Application:	Demagnetization
Technology:	Electromagnet
Working cycle:	100%
Power supply:	400/230 VAC (optional)
Power cable:	3 m

## Use:

- + demagnetization of large parts, workpieces, and components of various shapes
- + suitable for continuous operation

Catalog number	Opening size (mm)	Voltage (VAC/Hz)
TDM1 230	180 x 180	230/50
TDM1 400	180 x 180	400/50
TDM2 230	255 x 255	230/50
TDM2 400	255 x 255	400/50
TDM4 230	460 x 465	230/50
TDM4 400	460 x 465	400/50
TDM5 230	600 x 420	230/50
TDM5 400	600 x 420	400/50



It can be delivered with a customised conveyor belt on request.

# Magnetism meters

Display output in G (Gauss) or kA (kiloAmps), depending on the type of meter



Probe for better accessibility during measurements

### When to choose a digital residual magnetism meter:

The digital mobile meter is used to measure residual magnetism in workpieces and parts where magnetic clamping or a belt magnet has been used for handling. It is also suitable for measuring the magnetic properties of materials or the magnetic flux of motors. Everyday measuring will be facilitated by this practical probe for better measuring availability with its high capacity battery and battery life of up to 160 hours.

APPLICATION	TECHNOLOGY	BATTERY LIFE	MEASURING RANGE	UNITS
				<b>kA/G</b>
Magnetism measuring tool	Electro/battery	up to 160 hrs.	up to 199,9 G	kA/G

### Other important parameters:

Battery life:	130 - 160 hours
Range:	0–199,9 mT

### Use:

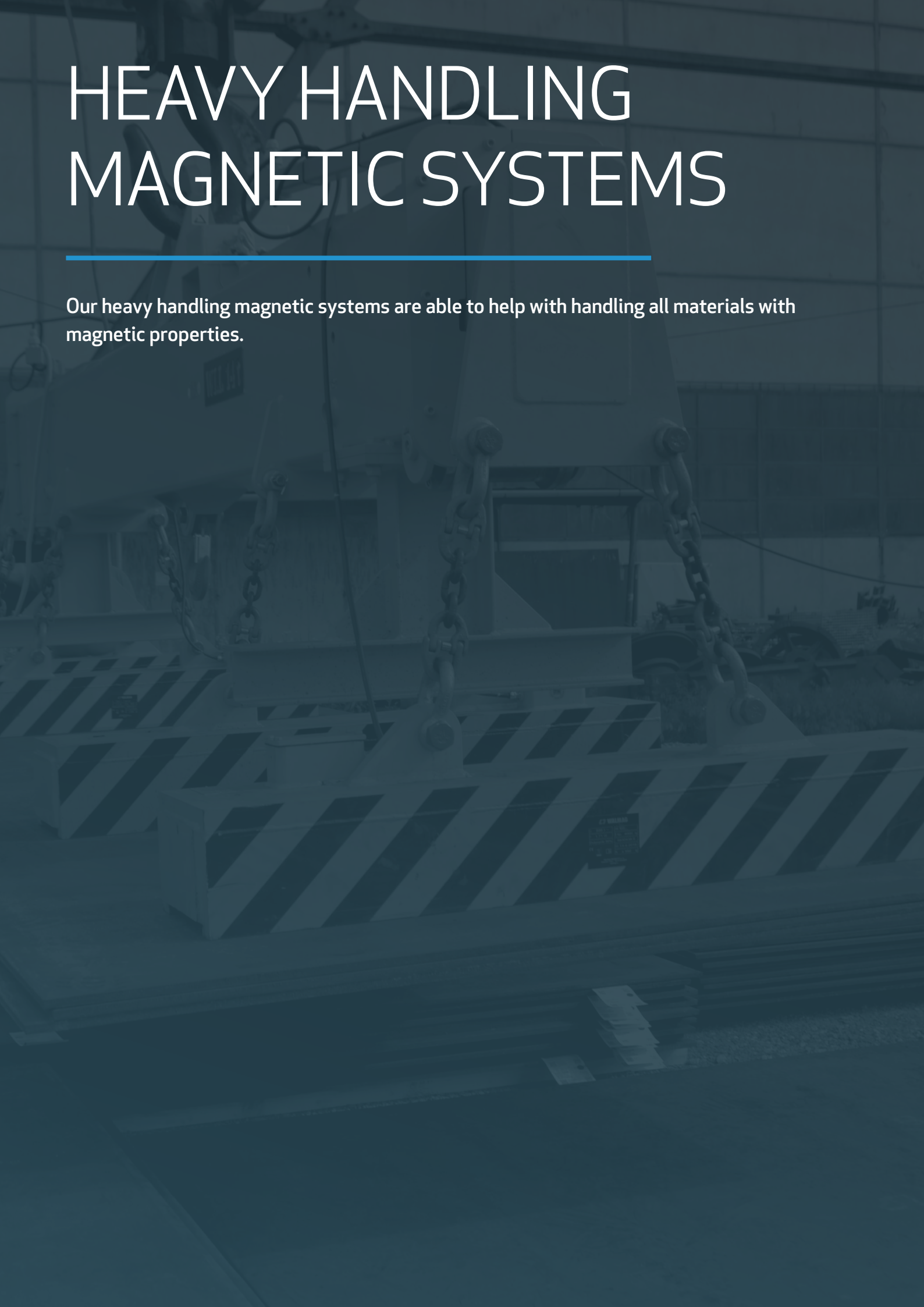
- + measuring residual magnetism
- + measuring the properties of magnetic materials

Catalog number	W (mm)	L (mm)	H (mm)	Measurement range (G)
MH-107	79	119	24	0–199,9

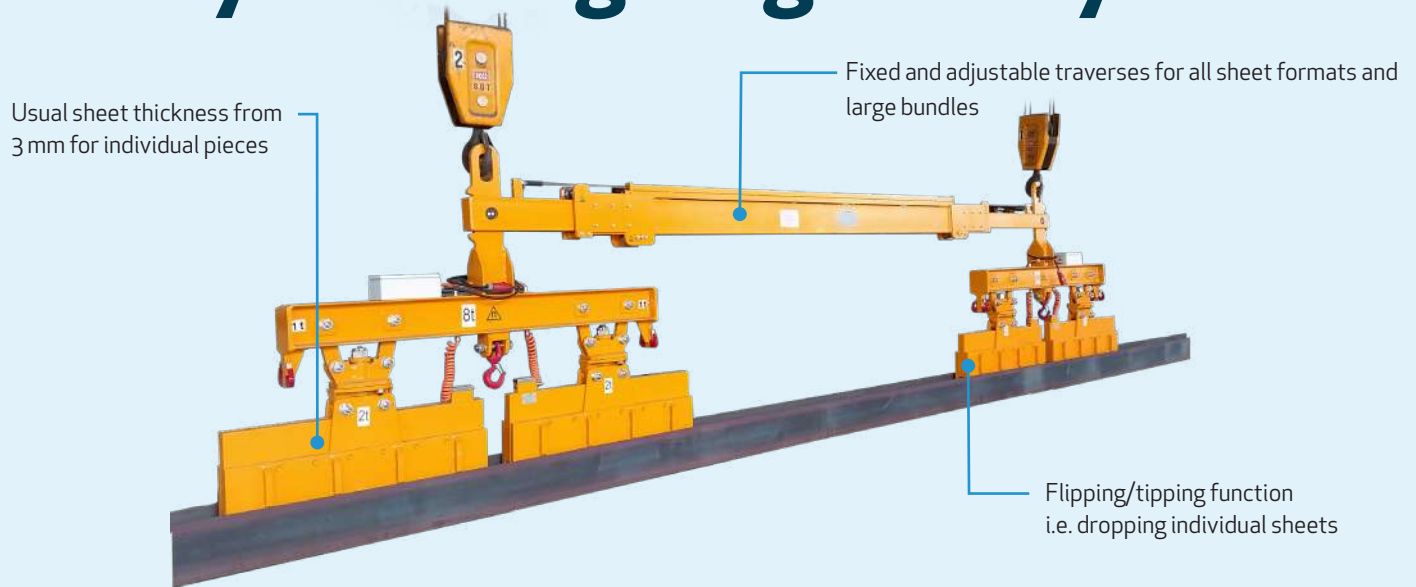
# HEAVY HANDLING MAGNETIC SYSTEMS

---

Our heavy handling magnetic systems are able to help with handling all materials with magnetic properties.



# Heavy handling magnetic systems



## Handling at flame cutting machines

- + increase in machine productivity by minimising the time for removal of burnt pieces from the table
- + quick and efficient handling of all bundles
- + quick picking of individual items by means of telescopic poles for individual material
- + sheeting (tip-off) i.e. discharging individual profiled sections, tubes, square tubes, etc.
- + possibility of mechanical add-ons for handling chains or for pallet hooks (stacking cradle)



## Scrap magnets

- + electromagnets for all kinds of scrap
- + required optimum diameter and power

## Modern control units for powering electromagnets:

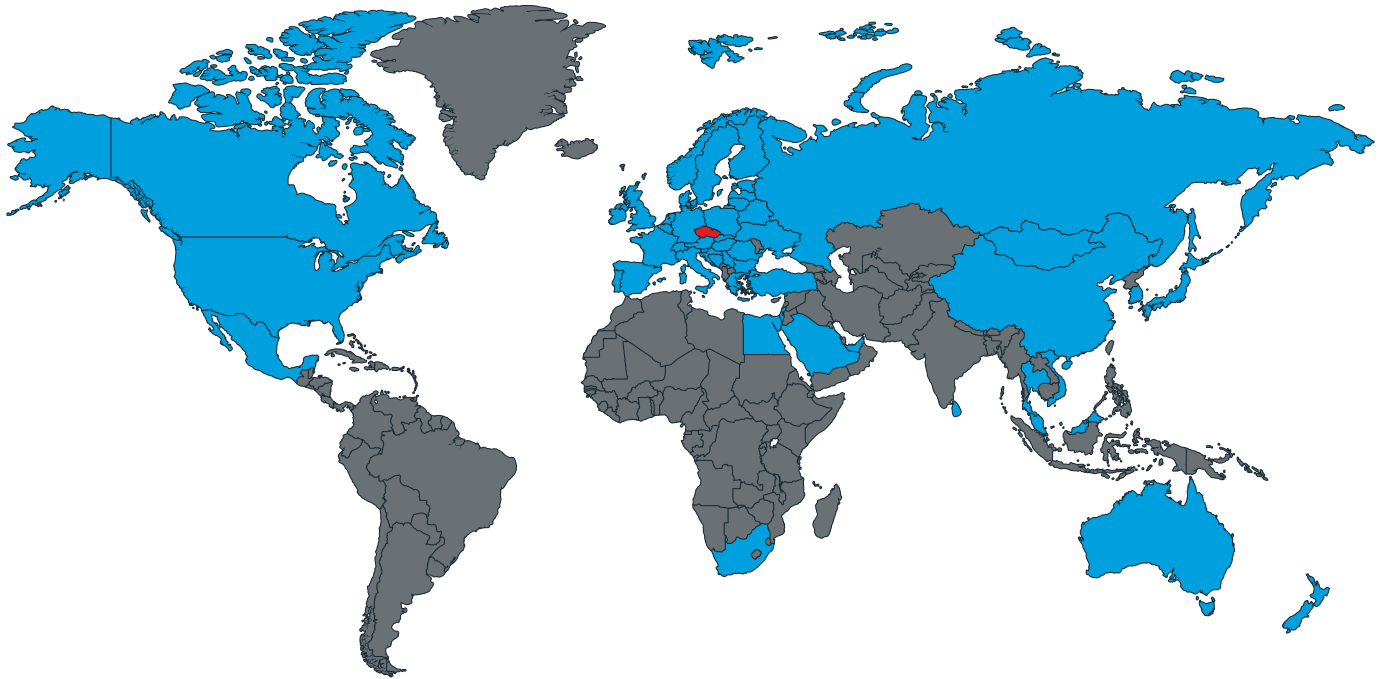
- + model with transformer or converter with dynamic demagnetization
- + load test (for verification of safe load handling)
- + tip-off/sheeting, gradual preselection of magnetization, quick demagnetization, visualization of system status
- + standard back-up in the case of a power cut for 20 mins with immediate start-up, on-line battery status check, the possibility of remote system diagnosis, and prompt service



## Handling material in coils

- + possibility of both vertical and horizontal handling
- + elimination of mechanical damage, e.g. to the edge of sheet metal in rolls
- + increased efficiency of storage space utilisation (no handling aisles)
- + for handling rolls, we tailor to individual requirements, e.g. a smaller system with lightweight battery-powered magnets

# Magnetic applications around the world



## WALMAG MAGNETICS s. r. o.

Like few others in Europe, Walmag has a long history with manufacturing magnets for the engineering industry. Its roots in Czech manufacturing go back to the 1960s. Starting in 1991 and for the next 20 years it was a part of the international holding Walker Magnetics Group (USA) and bore the name Walker Pilana Magnetics. It became independent in 2011 and changed its name to Walmag Magnetics. Our products are well known and used all around the world.

## Why WALMAG?



The Walmag brand combines tradition, quality, and affordability with the support of its in-house development and production centre.



The philosophy of the Walmag brand is to help customers improve the safety and efficiency of their production processes.



Professional warranty and post-warranty service, repairs and overhauling of magnets of all technologies.

walmagmagnetics.com

